










NAME: _____



Fruit and Veggie Chart

Directions: A chart is used to show information. If the word on the left is a fruit, draw an X in the box under fruit. If it is a veggie, draw an X in the box under veggie. Also draw an X in the box that matches its color. Finally, draw a star in the "I tried it" section if you have tasted this fruit or veggie before!

FOODS	Fruit	Veggie	Red	Orange	Green	Purple	I tried it!
1.  orange							
2.  watermelon							
3.  celery							
4.  plum							
5.  carrots							
6.  broccoli							
8.  spinach							
9.  radish							
10.  grapes							