



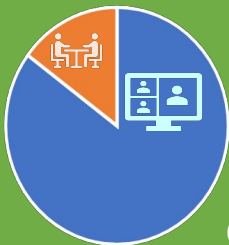
URI Graduate Writing Center: Fall 2023 Summary

Sep. 6th – Dec. 17th, 2023

APPOINTMENTS

Total = 255

30 In-person



225 Online

UNIQUE CLIENTS



92

20% English Language Learners

SATISFACTION RATE



100%

of Survey Respondents Rated Us "Extremely Helpful" or "Helpful"

ACADEMIC PROGRAMS SERVED



23

Across All 9 Colleges

GROWTH COMPARISON: 2022 TO 2023



+4%

In Appointments

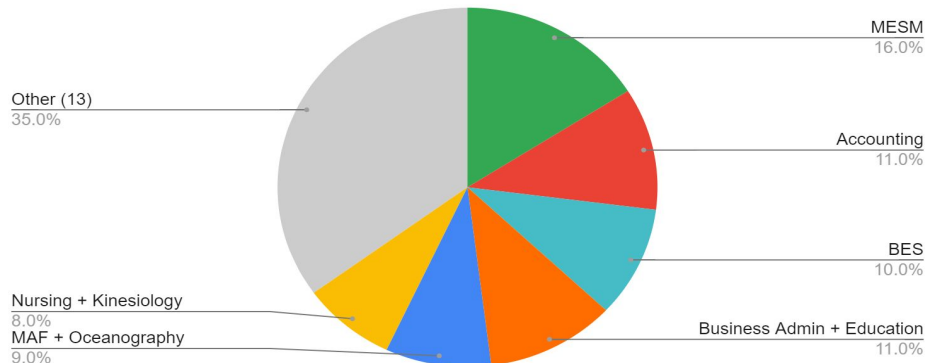


-1.4%

In Utilization

Comparing Sep 7 – Dec 20, 2022 and Sep 6-Dec 17, 2023

Top Programs Served: FA2023



Highlights from Fall 2023

Utilization

65%



(hours spent with clients* / available GWC hours)

Programs & Events

31 events &
316 Attendees




Language Diversity

10 Primary Languages



Client Feedback

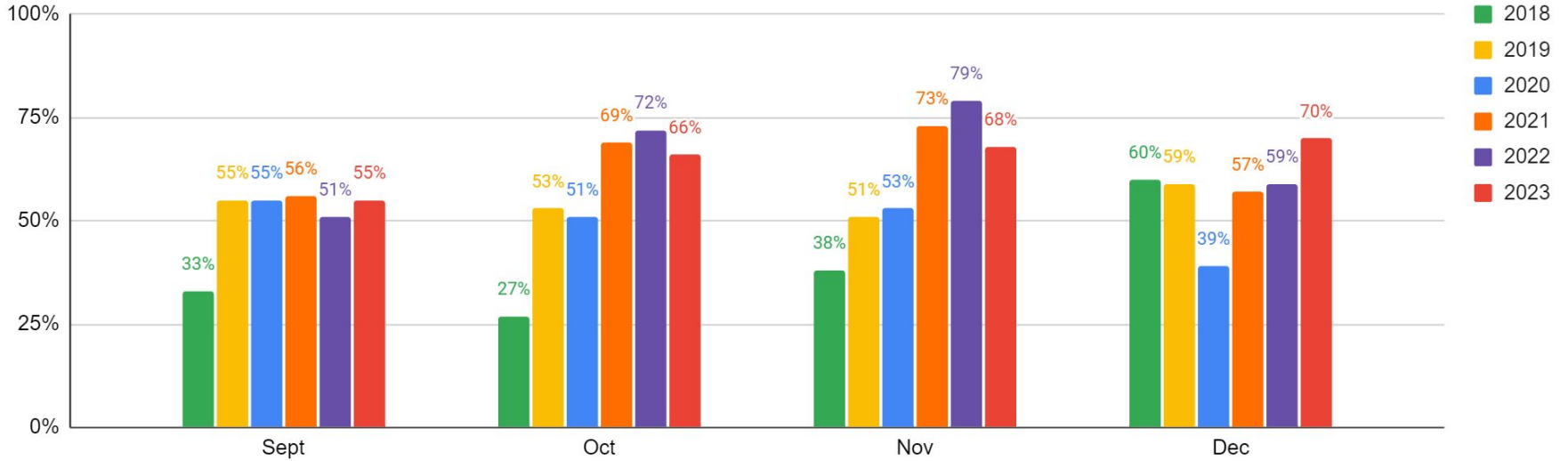


Word Art Cloud generated from client survey responses to the question “What was most useful about your session today?” Sept 5th – Dec 20th, 2023

*hours spent with clients includes booked appointments, workshops attendance, & writing groups

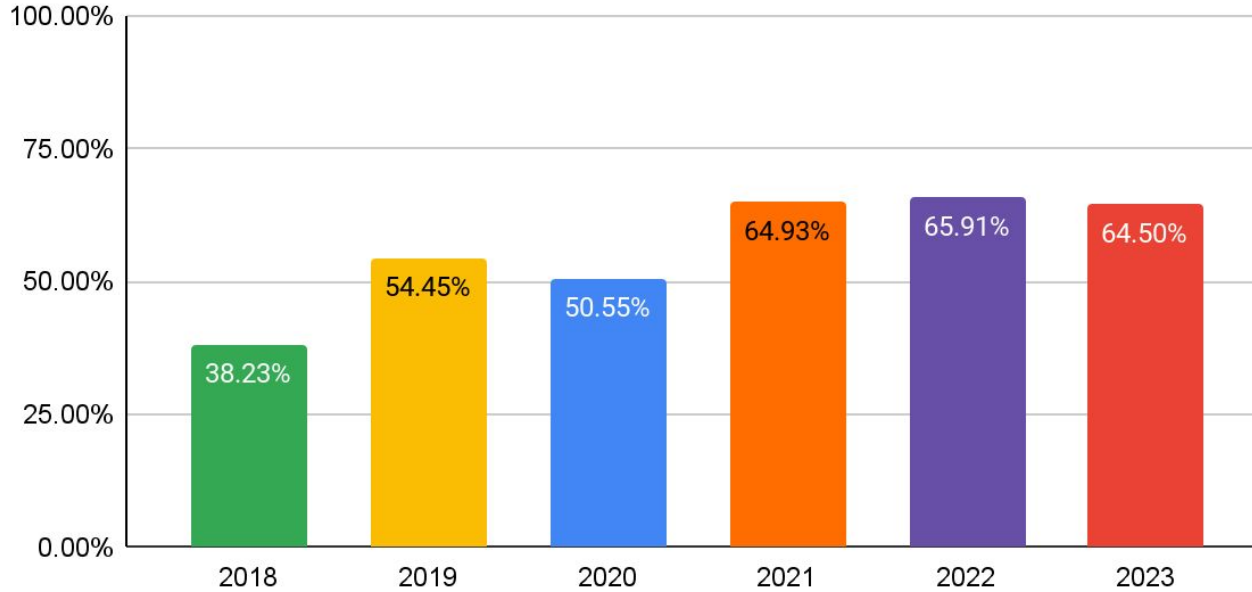
MULTI-YEAR COMPARISON 2018-2023

GWC Fall Utilization Multi-Year Comparison (2018-2023)



MULTI-YEAR COMPARISON 2018-2023

Average Utilization Per Fall Semester



(as of Dec 17 2023)