

URI MS Dietetics Program RDN Application Instructions

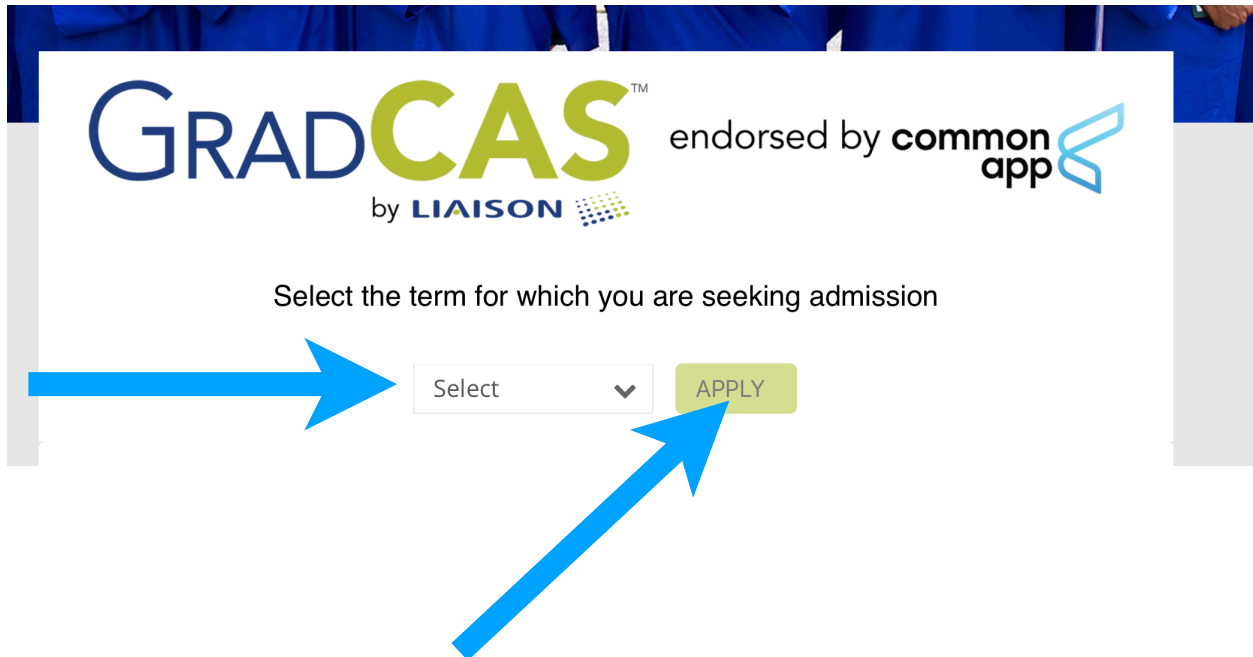
1. Go to the graduate school application website "<https://web.uri.edu/graduate-school/apply/>"
2. Click the tab that says "**ONLINE PROGRAMS**".



3. Find "**Dietetics - MS - ONLINE**" and click "**GradCAS**".

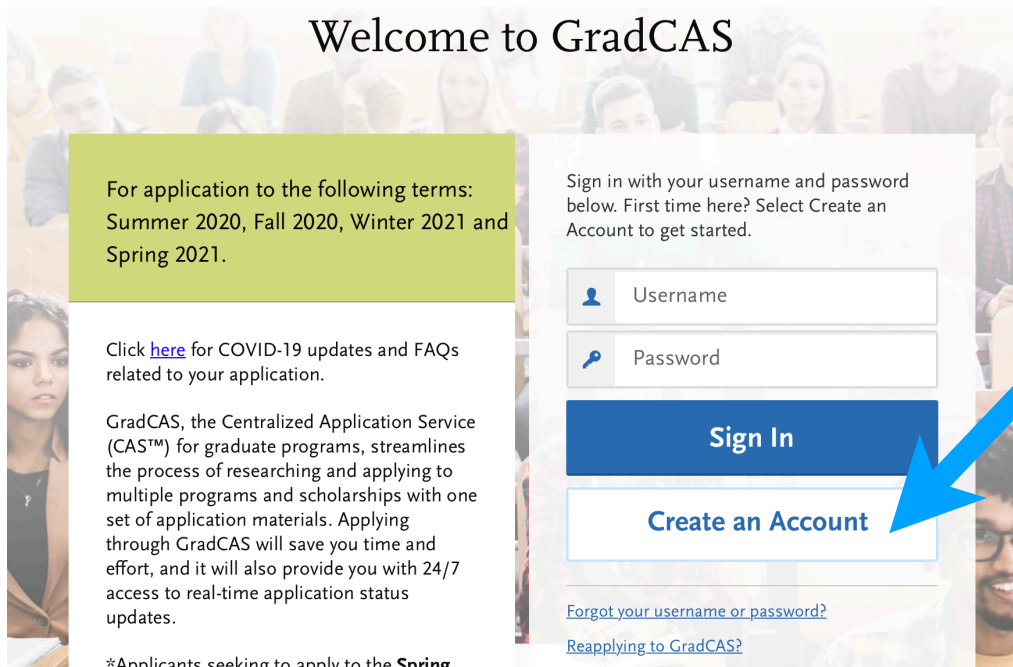
Program Name	Summer 2025 & Fall 2025 Apply / Login	Spring 2026 Apply / Login	Fall Deadline	Spring Deadline	Summer Deadline
Biopharmaceutical Drug Development Graduate Certificate - ONLINE	GradCAS	N/A	August 5	N/A	N/A
Cannabis Studies Graduate Certificate - ONLINE	GradCAS	N/A	August 5	N/A	N/A
Data Science Graduate Certificate - ONLINE	GradCAS	N/A	August 5	N/A	April 1
Data Science - MS - ONLINE	GradCAS	URI Grad Application	August 5	November 26	N/A
Dietetics - MS - ONLINE	GradCAS	N/A	June 1	N/A	N/A

4. Select the term for which you are seeking admission (**Fall 2025**). Then click “**APPLY**”.



The screenshot shows the GradCAS logo at the top, which includes the text "GRADCAS" in large blue and green letters, "by LIAISON" in smaller blue letters, and "endorsed by common app" with the common app logo. Below the logo, the text "Select the term for which you are seeking admission" is displayed. Underneath this text is a dropdown menu with the word "Select" and a downward arrow, and a green button labeled "APPLY". A large blue arrow points from the left towards the dropdown menu, and another large blue arrow points from the bottom towards the "APPLY" button.

5. If you are a first time user, click “**Create an Account**” to get started.



The screenshot shows the "Welcome to GradCAS" page. On the left, there is a green box with the text "For application to the following terms: Summer 2020, Fall 2020, Winter 2021 and Spring 2021." Below this, there is a link "Click [here](#) for COVID-19 updates and FAQs related to your application." and a paragraph about GradCAS. On the right, there is a sign-in section with the text "Sign in with your username and password below. First time here? Select Create an Account to get started." Below this text are two input fields: "Username" and "Password". Below the input fields are two buttons: "Sign In" (blue) and "Create an Account" (white with a blue border). A large blue arrow points from the right towards the "Create an Account" button. At the bottom of the sign-in section, there are two links: "Forgot your username or password?" and "Reapplying to GradCAS?".

6. Fill in the information requested including name and contact information as seen below.



Create an Account

The information below will be provided to the admissions offices at the programs to which you apply. Please provide complete and accurate information. Within the application you will be able to specify additional addresses and alternate name details.

* Indicates required field.

Your Name

Title	<input type="text"/>
* First or Given Name	<input type="text"/>
Middle Name	<input type="text"/>
* Last or Family Name	<input type="text"/>
Suffix	<input type="text"/>
Display Name	<input type="text"/>

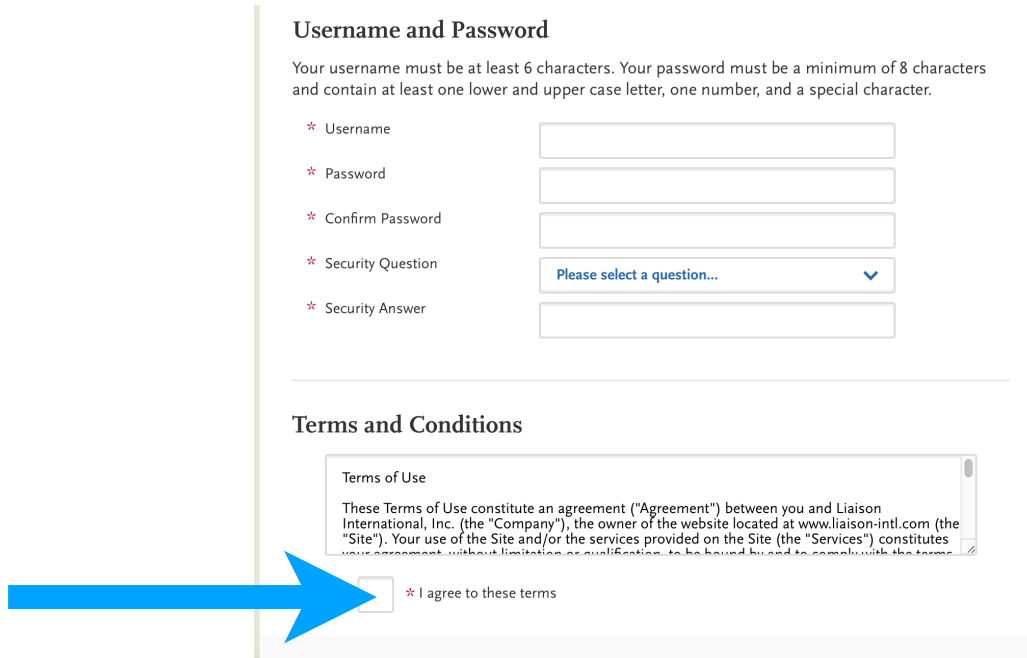
Contact Information

* Email Address	<input type="text"/>	Home ▼
* Confirm Email Address	<input type="text"/>	
* Preferred Phone Number	<input type="text" value="(201) 555-5555"/>	Mobile ▼
Alternate Phone Number	<input type="text" value="(201) 555-5555"/>	Mobile ▼

Text and Phone Authorization

☐ I agree to the [Terms of Service](#) and to receive calls and/or texts at any phone number I have provided or may provide in the future, including any wireless number, from any entity associated with my application process, including but not limited to my designated schools and programs, the Liaison International support team, or the association for this Centralized Application Service.

7. Create a username and password, then click **“I agree to the these terms”**.



Username and Password

Your username must be at least 6 characters. Your password must be a minimum of 8 characters and contain at least one lower and upper case letter, one number, and a special character.

* Username

* Password

* Confirm Password

* Security Question

* Security Answer

Terms and Conditions

Terms of Use

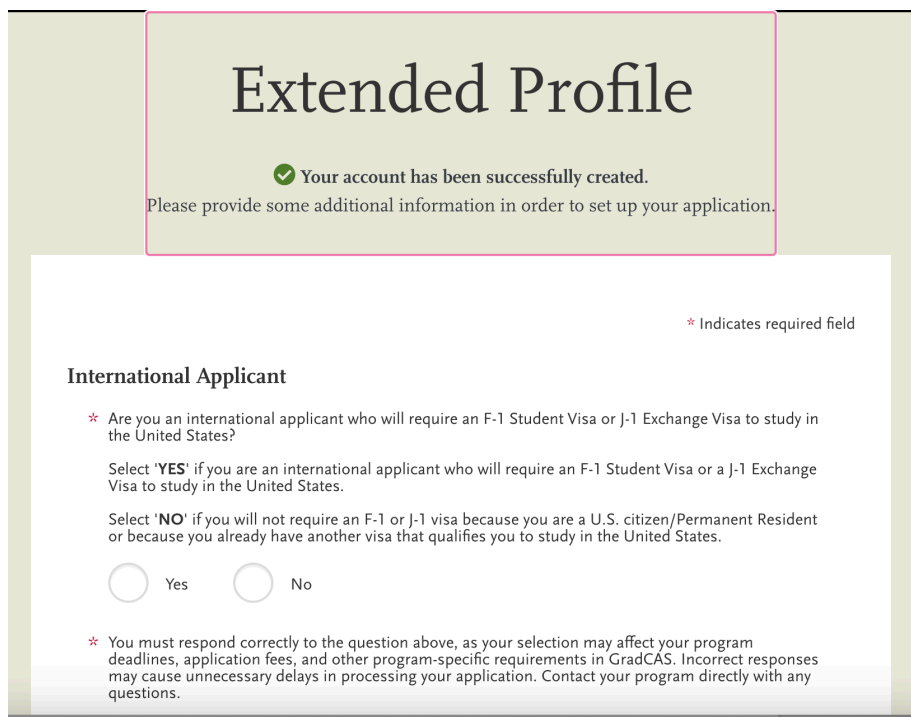
These Terms of Use constitute an agreement ("Agreement") between you and Liaison International, Inc. (the "Company"), the owner of the website located at www.liaison-intl.com (the "Site"). Your use of the Site and/or the services provided on the Site (the "Services") constitutes your agreement, without limitation or qualification, to be bound by and to comply with the terms...

☐ * I agree to these terms

8. When you are finished, click the **“Create my account”** button.



9. A confirmation will display letting you know your account has been successfully created. Answer the extended profile questions, then click **“Save Changes.”**



Extended Profile

✔ Your account has been successfully created.

Please provide some additional information in order to set up your application.

* Indicates required field

International Applicant

* Are you an international applicant who will require an F-1 Student Visa or J-1 Exchange Visa to study in the United States?

Select 'YES' if you are an international applicant who will require an F-1 Student Visa or a J-1 Exchange Visa to study in the United States.

Select 'NO' if you will not require an F-1 or J-1 visa because you are a U.S. citizen/Permanent Resident or because you already have another visa that qualifies you to study in the United States.

☐ Yes ☐ No

* You must respond correctly to the question above, as your selection may affect your program deadlines, application fees, and other program-specific requirements in GradCAS. Incorrect responses may cause unnecessary delays in processing your application. Contact your program directly with any questions.

10. Search for the program that you would like to enroll. In the search box, type “**University of Rhode Island**”.

Add Programs

Programs


University of Rhode Island



Filters

Programs

11. Scroll down the list until you see the program name “**Dietetics - MS - ONLINE**”. Click the blue + sign to add the program. Then click the Continue button at the bottom of the page.

Add	Program Name	Start Term	Start Year	Application Deadline ⓘ	Delivery	Full-Time/Part-Time	State	Campus
UNIVERSITY OF RHODE ISLAND								
	Dietetics - MS - ONLINE	Fall	2025	06/01/2025	Online	Full-Time	RI	URI Online

12. The next screen will ask you to review the program that you selected. If you are ready to start your application, click the “**Continue to My Application**” button.

Review Your Program Selections

Below are the programs you have selected. If you are ready to start your application, click the Continue To My Application button below. Missing a Program? Click Add More Programs. You can add more programs at anytime.

TOTAL FEE(S)
\$103.00

Continue To My Application >

13. Complete all required sections of the application and include the additional materials listed below. When you have completed the entire application, click “**Submit!**”

Additional Application Instructions:

Personal Statement – Please submit a two-paragraph applicant statement. In the first paragraph, discuss positions held and expertise gained since the internship. In the second paragraph, describe why you want to complete the MS Dietetics Program. Upload this to the “**Documents**” section of the “**Program Materials**” portion of the graduate school application.

Transcripts – Unofficial transcripts from all institutions of higher education must be included in the graduate school application. Upload this to the “**Documents**” section of the “**Program Materials**” portion of the graduate school application as an “**Unofficial Transcript**”.

Official transcripts are also required. **Order an electronic transcript or a mailed paper transcript** under each school listed in the “**Colleges Attended**” section of the “**Academic History**” portion of the application. Follow the steps for either selection accordingly.

Resume – Please submit a current resume/CV. Upload this to the “**Documents**” section of the “**Program Materials**” portion of the graduate school application.

Recommendations – Please submit three letters of recommendation. Insert the name and contact information for each recommendation provider under the “**Recommendations**” section of the “**Program Materials**” portion of the graduate school application.