

THE  
UNIVERSITY  
OF RHODE ISLAND

Division of Research and Economic Development

# ANNUAL REPORT FY2024

THINK BIG  WE DO™



THE  
UNIVERSITY  
OF RHODE ISLAND

Division of Research and Economic Development

# AWARD METRICS FY2024

THINK BIG  WE DO™



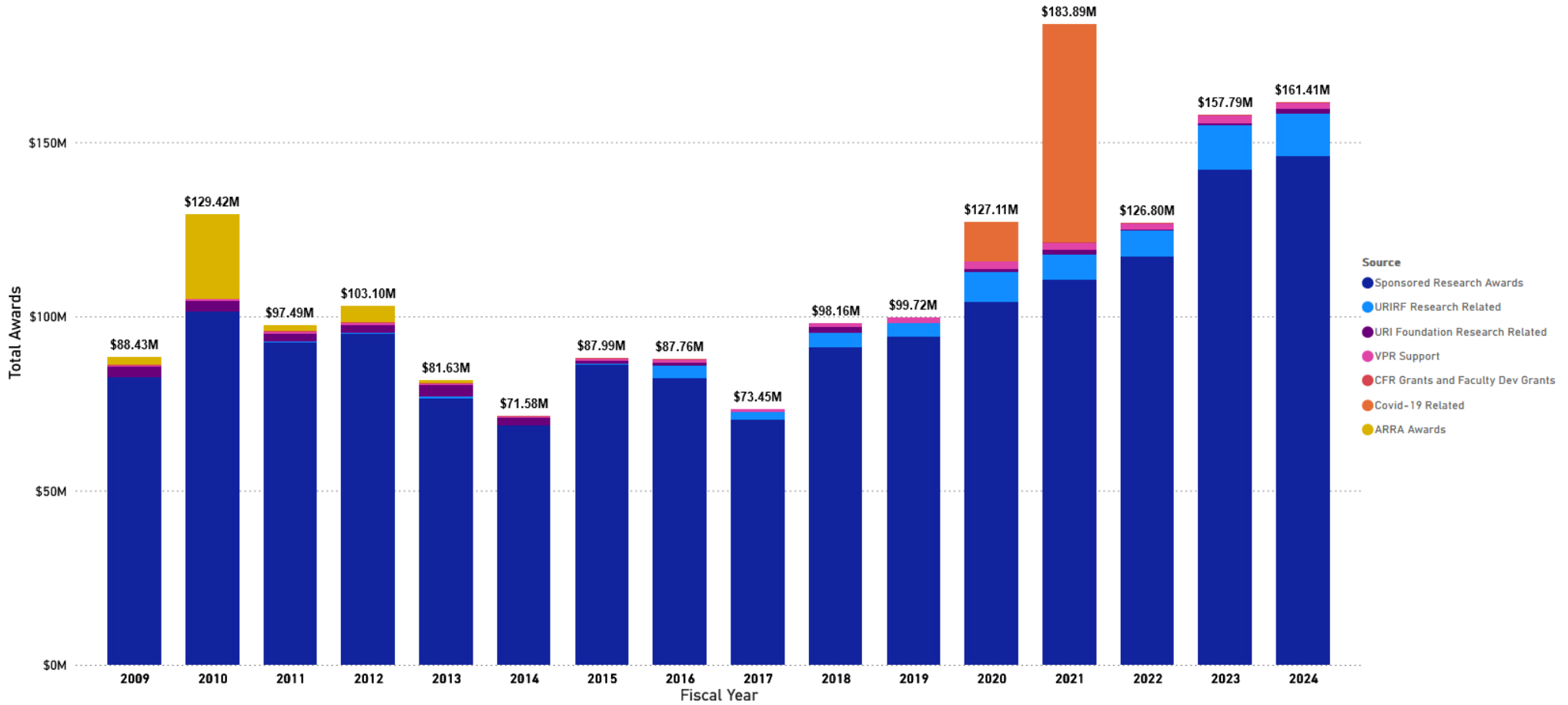
## Division of Research and Economic Development

### AWARDS RECEIVED THROUGH THE DIVISION OF RESEARCH AND ECONOMIC DEVELOPMENT FY2024

Type of Awards	Dollar Amount
Awards received through the Division of Research and Economic Development	\$145,916,894
Research-related activity through the URI Research Foundation	\$12,263,287
Research-related activity through the URI Foundation	\$1,349,394
Vice President for Research and Economic Development Support	\$1,718,397
Council for Research Proposal/Faculty Development Grants	\$160,003
<b>Total</b>	<b>\$161,407,975</b>



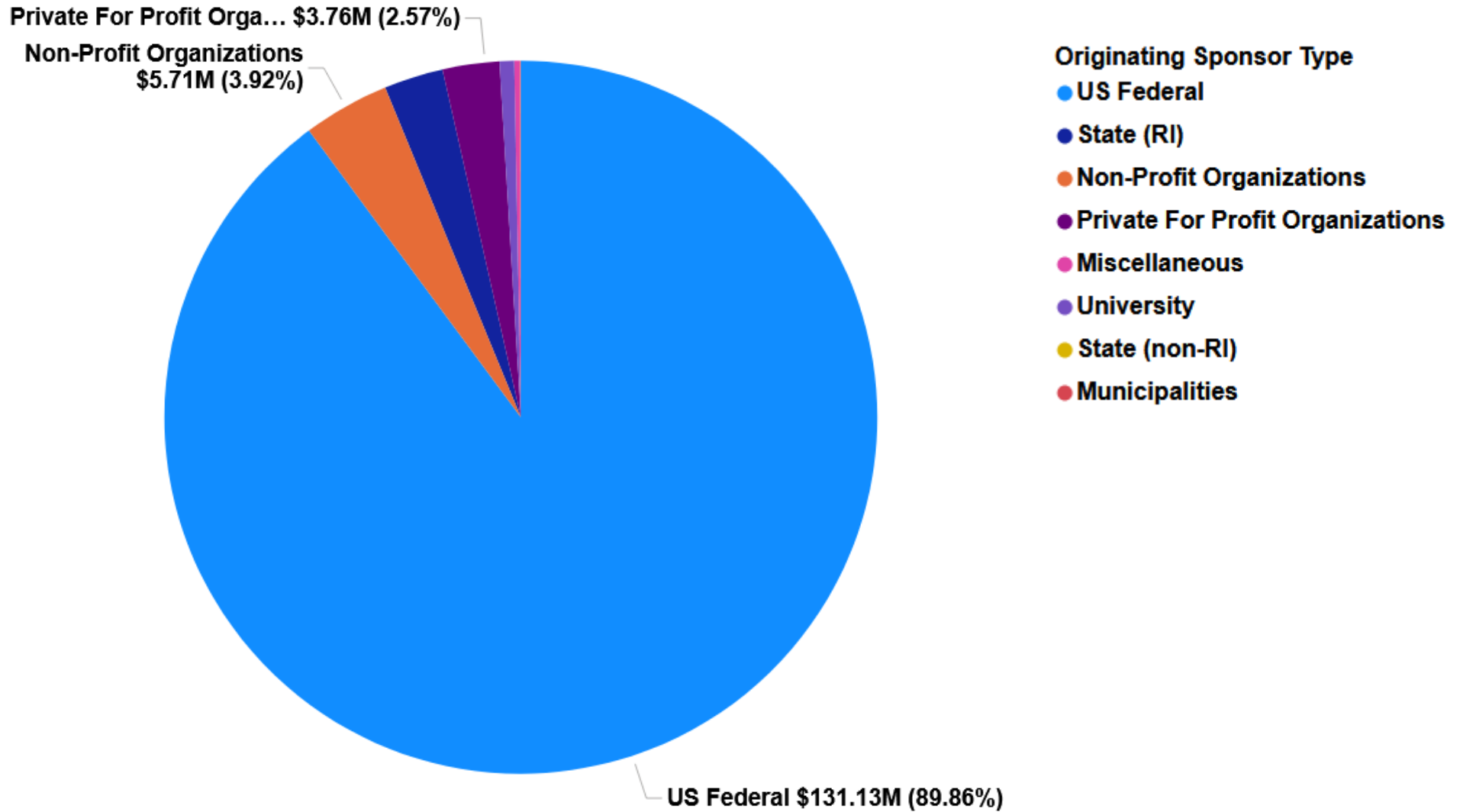
## AWARDS RECEIVED THROUGH THE DIVISION OF RESEARCH AND ECONOMIC DEVELOPMENT FY2009 - FY2024



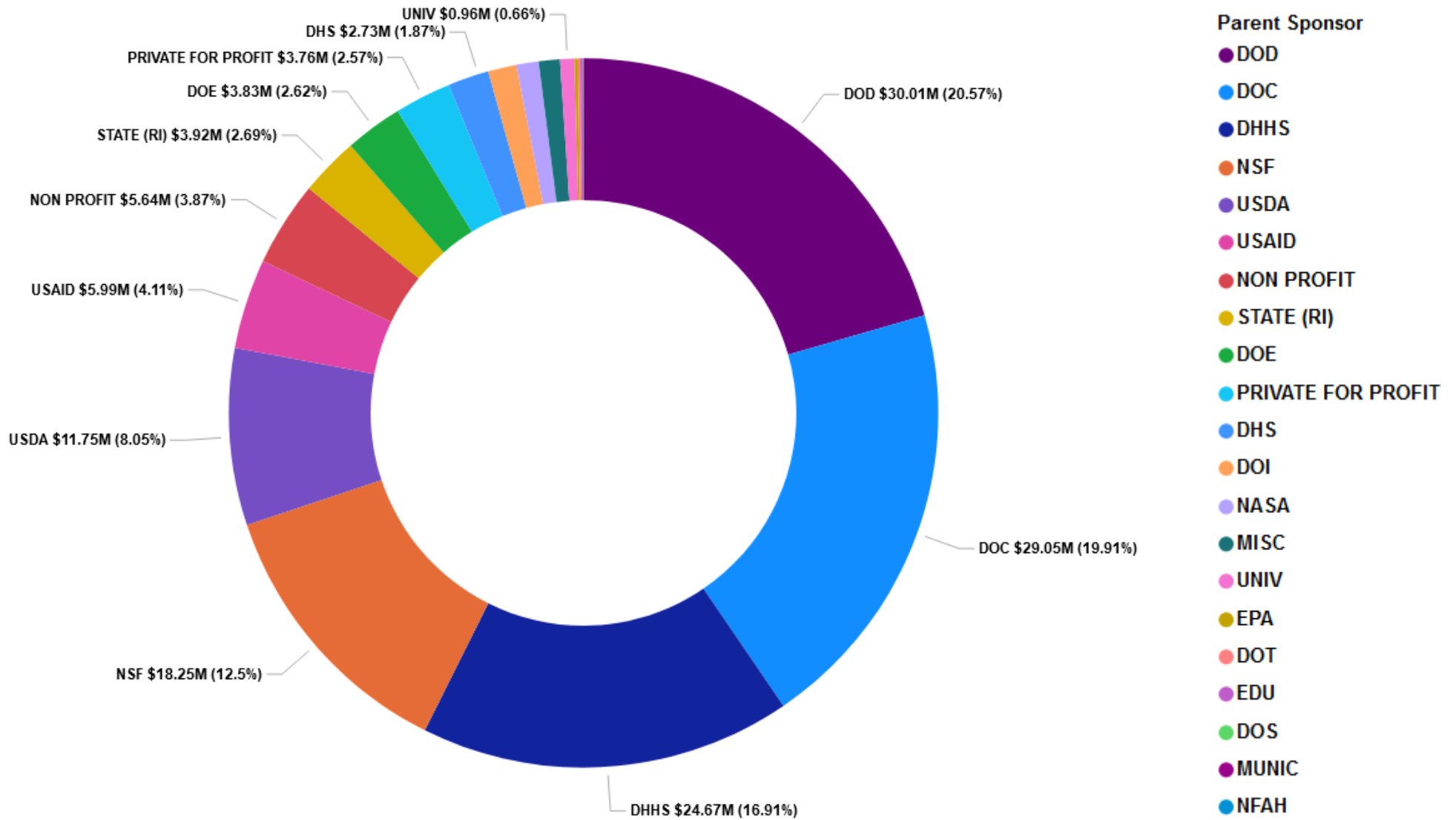
TOTAL AWARDS BY FISCAL YEAR: DATA

Source	2009	2010	2011	2012	2013	2014	2015	2016	2017	2018	2019	2020	2021	2022	2023	2024
<b>Sponsored Research Awards</b>	\$82.6M	\$101.51M	\$92.66M	\$95M	\$76.53M	\$68.61M	\$86.24M	\$82.28M	\$70.24M	\$91M	\$94.2M	\$104.12M	\$110.55M	\$117.1M	\$142.12M	\$145.92M
<b>URIRF Research Related</b>	\$M	\$M	\$0.17M	\$0.34M	\$0.6M	\$0.17M	\$0.09M	\$3.67M	\$2.29M	\$4.28M	\$3.75M	\$8.55M	\$7.28M	\$7.43M	\$12.73M	\$12.26M
<b>URI Foundation Research Related</b>	\$3M	\$2.92M	\$2.09M	\$2.3M	\$3.13M	\$2.21M	\$0.95M	\$0.84M	\$M	\$1.7M	\$0.13M	\$0.88M	\$1.35M	\$0.32M	\$0.58M	\$1.35M
<b>VPR Support</b>	\$0.34M	\$0.44M	\$0.73M	\$0.51M	\$0.41M	\$0.33M	\$0.56M	\$0.84M	\$0.81M	\$1.06M	\$1.52M	\$2.15M	\$1.99M	\$1.85M	\$2.19M	\$1.72M
<b>CFR Grants and Faculty Dev Grants</b>	\$0.09M	\$0.15M	\$0.15M	\$0.15M	\$0.16M	\$0.15M	\$0.16M	\$0.13M	\$0.11M	\$0.12M	\$0.12M	\$0.2M	\$0.22M	\$0.1M	\$0.17M	\$0.16M
<b>Covid-19 Related</b>												\$11.2M	\$62.5M			
<b>ARRA Awards</b>	\$2.4M	\$24.4M	\$1.7M	\$4.8M	\$0.8M	\$0.1M										
<b>Total Awards</b>	\$88.43M	\$129.42M	\$97.49M	\$103.1M	\$81.63M	\$71.58M	\$87.99M	\$87.76M	\$73.45M	\$98.16M	\$99.72M	\$127.11M	\$183.89M	\$126.8M	\$157.79M	\$161.41M

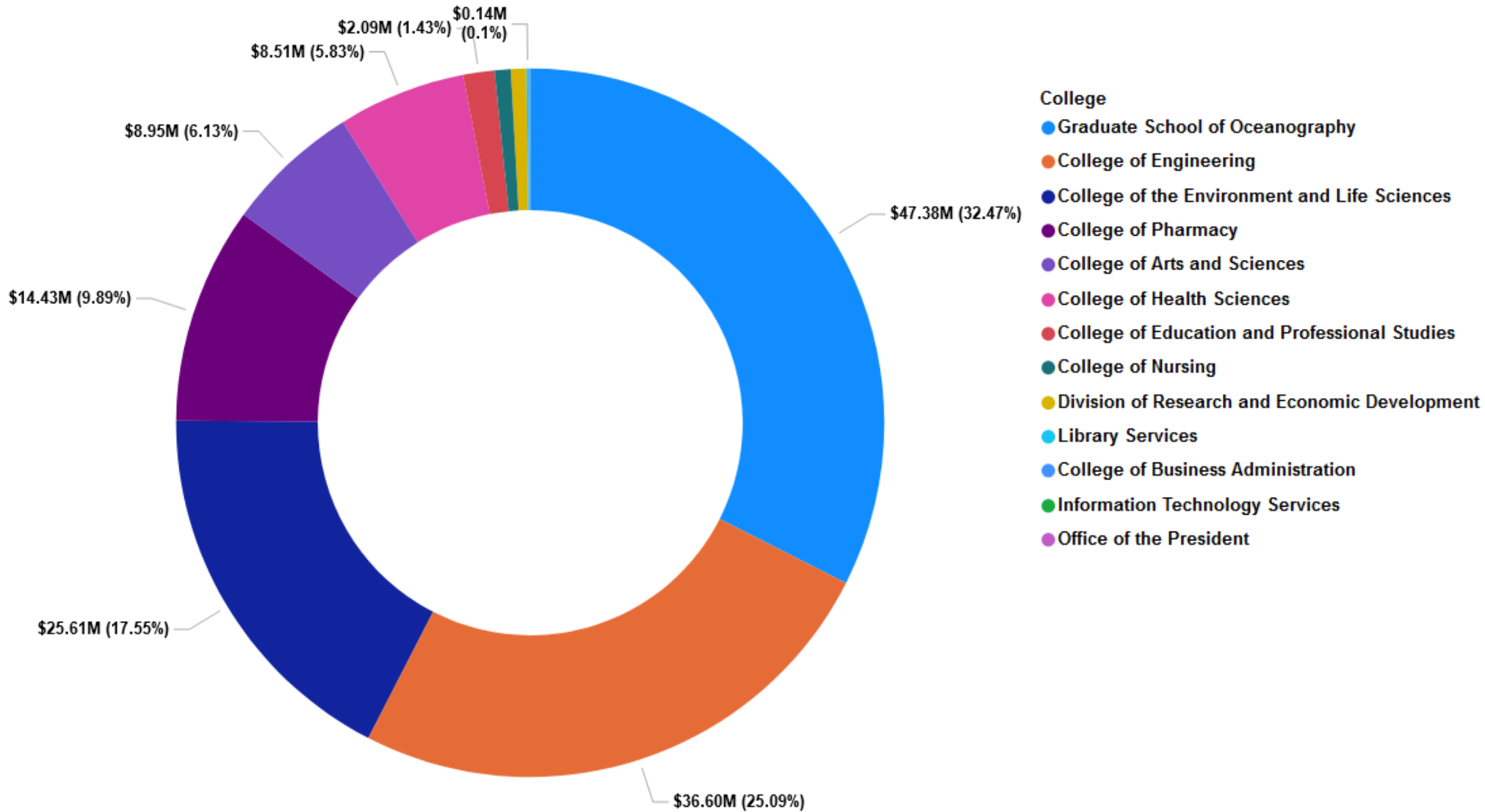
# AWARDS RECEIVED THROUGH THE DIVISION OF RESEARCH AND ECONOMIC DEVELOPMENT BY SPONSOR TYPE - FY2024



## AWARDS RECEIVED THROUGH THE DIVISION OF RESEARCH AND ECONOMIC DEVELOPMENT BY PARENT SPONSOR - FY2024



## AWARDS RECEIVED THROUGH THE DIVISION OF RESEARCH AND ECONOMIC DEVELOPMENT BY COLLEGE - FY2024



AWARDS RECEIVED THROUGH  
THE DIVISION OF RESEARCH AND ECONOMIC DEVELOPMENT  
BY COLLEGE AND DEPARTMENT - FY2024

College	Department	Portion Amount
College of Arts and Sciences	2103 - Chemistry	\$2,625,694.94
	2106 - Communication Studies	\$181,055.97
	2110 - History	\$0.00
	2111 - Journalism	\$12,335.79
	2112 - Languages	\$706,066.17
	2118 - Physics	\$2,673,398.04
	2119 - Political Science	\$0.00
	2121 - Sociology & Anthropology	\$21,243.32
	2127 - Computer Science and Statistics	\$2,636,437.03
	2128 - Afro-American Studies	\$5,000.00
	2138 - Criminology & Criminal Justice	\$89,281.99
	<b>Total</b>	<b>\$8,950,513.24</b>
College of Business Administration	2404 - Textiles,Fashion Merchandising	\$70,604.62
	<b>Total</b>	<b>\$70,604.62</b>
College of Education and Professional Studies	2408 - School of Education	\$1,643,168.32
	2900 - Dean CEPS	\$278,032.57
	2903 - Strategic Initiatives	\$167,203.88
	<b>Total</b>	<b>\$2,088,404.77</b>
College of Engineering	2300 - Dean Engineering	\$174,666.17
	2301 - Chemical Engineering	\$3,927,112.63
	2302 - Civil and Environmental Engine	\$881,591.56
	2303 - Elec, Computer & Bio Engr	\$7,754,018.22
	2306 - Ocean Engineering	\$11,916,223.29
	2308 - Mech., Ind., Sys. Engineering	\$11,950,617.78
	<b>Total</b>	<b>\$36,604,229.65</b>
College of Health Sciences	1550 - IHI Administration	\$79,220.00
	2120 - Psychology	\$5,206,429.79
	2401 - Human Development & Family Stu	\$350,892.74
	2402 - Communicative Disorders	\$39,137.87
	2405 - Physical Therapy	\$141,921.38
	2407 - Gerontology	\$835,407.96
	2409 - Kinesiology	\$196,776.05



AWARDS RECEIVED THROUGH  
THE DIVISION OF RESEARCH AND ECONOMIC DEVELOPMENT  
BY COLLEGE AND DEPARTMENT - FY2024

College	Department	Portion Amount
	2412 - Kingston Child Development Ctr	\$0.00
	2414 - Public Health	\$130,101.25
	2416 - Nutrition & Food Sciences	\$1,532,046.60
	<b>Total</b>	<b>\$8,511,933.64</b>
College of Nursing	2500 - Dean Nursing	\$283,136.49
	2501 - Nursing Instruction	\$781,141.08
	<b>Total</b>	<b>\$1,064,277.57</b>
College of Pharmacy	2600 - Dean Pharmacy	\$429,432.58
	2602 - Pharmacy Practice	\$3,047,632.42
	2606 - Biomedical & Pharm. Sciences	\$10,948,416.94
	<b>Total</b>	<b>\$14,425,481.94</b>
College of the Environment and Life Sciences	2000 - Dean Environment Life Science	\$4,751,594.50
	2012 - CELS Academic Unit 1	\$8,335,202.83
	2013 - CELS Academic Unit 2	\$7,015,969.66
	2014 - CELS Academic Unit 3	\$4,935,507.07
	3217 - I-Cubed	\$567,169.00
	<b>Total</b>	<b>\$25,605,443.06</b>
Division of Research and Economic Development	3208 - Research	\$25,000.06
	7004 - Small Business Development Ctr	\$1,017,372.00
	<b>Total</b>	<b>\$1,042,372.06</b>
Graduate School of Oceanography	2800 - GSO Dean	\$860,383.70
	2801 - GSO Facilities	\$398,659.45
	2802 - GSO Faculty	\$35,510,596.15
	2805 - GSO Research	\$2,424.93
	2806 - GSO Coastal Resources Center	\$6,690,470.49
	2812 - GSO Rhode Island Sea Grant	\$2,962,787.89
	2813 - GSO Coastal Institute	\$101,772.56
	2814 - GSO Marine Technicians	\$305,715.62
	2815 - GSO Marine Office	\$547,658.57
	<b>Total</b>	<b>\$47,380,469.36</b>
Information Technology Services	3300 - Information Technology Services	\$0.00
	3311 - Media Technology Services	\$21,414.47

AWARDS RECEIVED THROUGH  
THE DIVISION OF RESEARCH AND ECONOMIC DEVELOPMENT  
BY COLLEGE AND DEPARTMENT - FY2024

College	Department	Portion Amount
	<b>Total</b>	<b>\$21,414.47</b>
Library Services	3301 - Library	\$138,988.26
	<b>Total</b>	<b>\$138,988.26</b>
Office of the President	1003 - Office of Community Equity and Diversity	\$12,762.00
	<b>Total</b>	<b>\$12,762.00</b>
<b>Total</b>		<b>\$145,916,894.63</b>