

UNIVERSITY OF RHODE ISLAND
(a Component Unit of the State of Rhode Island)

FINANCIAL STATEMENTS

JUNE 30, 2021

UNIVERSITY OF RHODE ISLAND
(a Component Unit of the State of Rhode Island)

Financial Statements

June 30, 2021

C O N T E N T S

Independent Auditors' Report	1-3
Management's Discussion and Analysis (Unaudited)	4-26
Financial Statements:	
Statement of Net Position	27
Statement of Revenues and Expenses and Changes in Net Position	28
Statement of Cash Flows	29-30
Notes to the Financial Statements	31-75
Required Supplementary Information:	
Schedule of Proportionate Share of the Net Pension Liability (Unaudited)	76
Schedule of Pension Contributions (Unaudited)	77
Notes to the Pension Required Supplementary Information (Unaudited)	78-79
Schedule of Proportionate Share of the Net OPEB Liability (Unaudited)	80
Schedule of OPEB Contributions (Unaudited)	81
Notes to the OPEB Required Supplementary Information (Unaudited)	82-83
Independent Auditors' Report on Internal Control Over Financial Reporting and on Compliance and Other Matters Based on an Audit of Financial Statements Performed in Accordance with <i>Government Auditing Standards</i>	84-85



INDEPENDENT AUDITORS' REPORT

The Board of Trustees of
The University of Rhode Island
Kingston, Rhode Island

Report on the Financial Statements

We have audited the accompanying financial statements of the business-type activities and the discretely presented component units of the University of Rhode Island (a component unit of the State of Rhode Island) (the "University"), as of, and for, the year ended June 30, 2021, and the related notes to the financial statements, which collectively comprise your basic financial statements as listed in the table of contents.

Management's Responsibility for the Financial Statements

Management is responsible for the preparation and fair presentation of these financial statements in accordance with accounting principles generally accepted in the United States of America; this includes the design, implementation, and maintenance of internal control relevant to the preparation and fair presentation of financial statements that are free from material misstatement, whether due to fraud or error.

Auditors' Responsibility

Our responsibility is to express an opinion on these financial statements based on our audit. We did not audit the financial statements of The University of Rhode Island Foundation & Alumni Engagement (the "Foundation") or the University of Rhode Island Research Foundation, Inc. (the "Research Foundation") as of and for the year ended June 30, 2021. Those financial statements were audited by other auditors whose reports thereon have been furnished to us, and our opinion, insofar as it relates to the amounts included for the entities not audited by us included in the discretely presented component units of the University, is based solely upon the report of the other auditors. We conducted our audit in accordance with auditing standards generally accepted in the United States of America and the standards applicable to financial audits contained in *Government Auditing Standards*, issued by the Comptroller General of the United States. Those standards require that we plan and perform the audit to obtain reasonable assurance about whether the financial statements are free from material misstatement.

An audit involves performing procedures to obtain audit evidence about the amounts and disclosures in the financial statements. The procedures selected depend on the auditors' judgment, including the assessment of the risks of material misstatement of the financial statements, whether due to fraud or error. In making those risk assessments, the auditors consider internal control relevant to the entity's preparation and fair presentation of the financial statements in order to design audit procedures that are appropriate in the circumstances, but not for the purpose of expressing an opinion on the effectiveness of the entity's internal control. Accordingly, we express no such opinion. An audit also includes evaluating the appropriateness of accounting policies used and the reasonableness of significant accounting estimates made by management, as well as evaluating the overall presentation of the financial statements.

We believe that the audit evidence we have obtained is sufficient and appropriate to provide a basis for our audit opinion.

Opinions

In our opinion, based on our audit and the report of other auditors, the financial statements referred to above present fairly, in all material respects, the financial position of the University of Rhode Island as of June 30, 2021, and the respective changes in net position and its cash flows for the year then ended in accordance with accounting principles generally accepted in the United States of America.

Required Supplementary Information

Accounting principles generally accepted in the United States of America require that management's discussion and analysis on pages 4-26, the schedule of the University's proportionate share of the net pension liability on page 76, the schedule of the University's contributions - pension on page 77, notes to the required supplementary information - pension on pages 78-79, the schedule of the University's proportionate share of the net OPEB liability on page 80, the schedule of the University's contributions - OPEB on page 81 and the notes to the required supplementary information - OPEB on pages 82-83 be presented to supplement the basic financial statements. Such information, although not a part of the basic financial statements, is required by the Governmental Accounting Standards Board, who considers it to be an essential part of financial reporting for placing the basic financial statements in an appropriate operational, economic, or historical context. We have applied certain limited procedures to the required supplementary information in accordance with auditing standards generally accepted in the United States of America, which consisted of inquiries of management about the methods of preparing the information and comparing the information for consistency with management's responses to our inquiries, the basic financial statements, and other knowledge we obtained during our audit of the basic financial statements. We do not express an opinion or provide any assurance on the information because the limited procedures do not provide us with sufficient evidence to express an opinion or provide any assurance.

Other Reporting Required by *Government Auditing Standards*

In accordance with *Government Auditing Standards*, we have also issued our report dated November 5, 2021, on our consideration of University of Rhode Island's internal control over financial reporting and on our tests of its compliance with certain provisions of laws, regulations, contracts, and grant agreements and other matters. The purpose of that report is solely to describe the scope of our testing of internal control over financial reporting and compliance and the results of that testing, and not to provide an opinion on the effectiveness of the University of Rhode Island's internal control over financial reporting or on compliance. That report is an integral part of an audit performed in accordance with *Government Auditing Standards* in considering University of Rhode Island's internal control over financial reporting and compliance.

O'Connor + Drew, P.C.

**Certified Public Accountants
Braintree, Massachusetts**

November 5, 2021

UNIVERSITY OF RHODE ISLAND

(a Component Unit of the State of Rhode Island)

Management's Discussion and Analysis (Unaudited)

June 30, 2021

Introduction

The following management's discussion and analysis ("MD&A") provides management's view of the financial position of the University of Rhode Island ("the University") as of June 30, 2021 and the results of operations for the year then ended, with selected comparative information for the year ended June 30, 2020. The purpose of the MD&A is to assist readers in understanding the accompanying financial statements by providing an objective and understandable analysis of the University's financial activities based on currently known facts, decisions, and conditions. This analysis has been prepared by management, which is responsible for the completeness and fairness of the information contained therein. The MD&A consists of highly summarized information, and it should be read in conjunction with the University's financial statements and notes thereto that follow this section.

The University is the only publicly supported research institution in the State of Rhode Island ("the State") and is charged with providing state residents an opportunity for undergraduate and graduate studies at a Land Grant, Urban Grant, and Sea Grant research university. As such, the University receives federal funding for land and sea research. The University had its beginning as the State Agricultural School chartered in 1888. The Morrill Act of 1862 provided the framework within which the school became the State's land-grant institution, and in 1892 the school became the Rhode Island College of Agriculture and Mechanic Arts. In 1909, the name of the University was changed to Rhode Island State College, and the program of study was revised and expanded. In 1951, the University became known as the University of Rhode Island by an act of the State's General Assembly. The Board of Governors for Higher Education became the governing body for the University in 1981.

Effective February 1, 2020, the University of Rhode Island is no longer governed by the Rhode Island Council on Postsecondary Education, the successor to the Board of Governors for Higher Education, but is governed by a Board of Trustees consisting of 17 members appointed by the Governor with the advice and consent of the Rhode Island Senate. The board will be dedicated solely to the University and will exercise similar powers and authority as was exercised by the Council on Postsecondary Education including oversight of employment, and the University's property, purchases, and procurement. The University president will report to the Board of Trustees.

The Rhode Island Council on Postsecondary Education continues to oversee Rhode Island College and the Community College of Rhode Island.

UNIVERSITY OF RHODE ISLAND
(a Component Unit of the State of Rhode Island)

Management's Discussion and Analysis (Unaudited) - Continued

June 30, 2021

Introduction – Continued

The mission of the University is to enrich the lives of its students through its land, sea, and urban grant traditions. Students, faculty, staff, and alumni are united in one common purpose; to learn and lead together. The University values (1) creativity and scholarship (2) diversity, fairness, and respect, (3) engaged learning and civic involvement, and (4) intellectual and ethical leadership. The University's Transformation Goals for the 21st Century are: (1) create a 21st century 24/7 learning environment, (2) increase the magnitude, prominence, and impact of research, scholarship, and creative work, (3) internationalize and globalize the University, and (4) build a community at the University that values and embraces equality and diversity.

The University has a combined enrollment of 17,671 students and offers undergraduate and graduate degree programs through the doctoral level. The University has over 100 majors in seven degree granting colleges. Its main campus is located in Kingston, Rhode Island, 30 miles south of Providence in the northeastern metropolitan corridor between New York and Boston. In addition to the Kingston Campus, the University has two other campuses - the 165-acre Narragansett Bay Campus, which is the site of the Graduate School of Oceanography and the Alan Shawn Feinstein College of Education and Professional Studies located in downtown Providence. In addition, the University owns a 2,300-acre parcel in Western Rhode Island that formerly the environmental education research programs and conference center. This parcel continues to be used for university research activities.

UNIVERSITY OF RHODE ISLAND
(a Component Unit of the State of Rhode Island)

Management's Discussion and Analysis (Unaudited) - Continued

June 30, 2021

Financial Highlights

On March 11, 2020, the World Health Organization declared the global outbreak of the novel coronavirus a pandemic. On March 19, 2020, the University suspended all face-to-face classes and transitioned to distance learning classes for the remainder of the spring semester. All summer session classes were offered online. The University refunded a total of \$7.85 million before June 30, 2020, to students for a pro rata share of the housing and meals fees charged to university students for the spring semester.

The Coronavirus Aid, Relief, and Economic Security Act ("CARES Act"), Coronavirus Response and Relief Supplemental Appropriations Act ("CRRSAA") and the American Rescue Plan Act ("ARPA") provide relief to higher education institutions through the Higher Education Emergency Relief Fund ("HEERF"). These funds support students and institutions towards recovery efforts to emerge from this pandemic even stronger. The University was awarded a total grant of \$11.24 million, \$5.62 million for the student aid and \$5.62 million for the institutional aid in CARES funding, a total of \$17.44 million, \$5.62 million for student aid and \$11.82 million for the institutional aid in CRRSAA funds, and a total of \$31.1 million, \$15.6 million for the student aid and \$15.5 million for the institutional aid in ARPA funds. As of June 30, 2021, the University had spent the total amount of the student as well as the institutional portion for both CARES and CRRSA. It is the University's intention that both the remaining student aid and institutional portion of the ARPA funds will be spent in FY2022.

The University's financial position for the fiscal year ended June 30, 2021, shows a decrease in net position before capital appropriations and gifts of \$6.42 million, compared to a decrease of \$9.57 million in fiscal year 2020. Operating revenues decreased by \$5.41 million or 1.19%, and operating expenses increased by \$18.05 million or 3.27%.

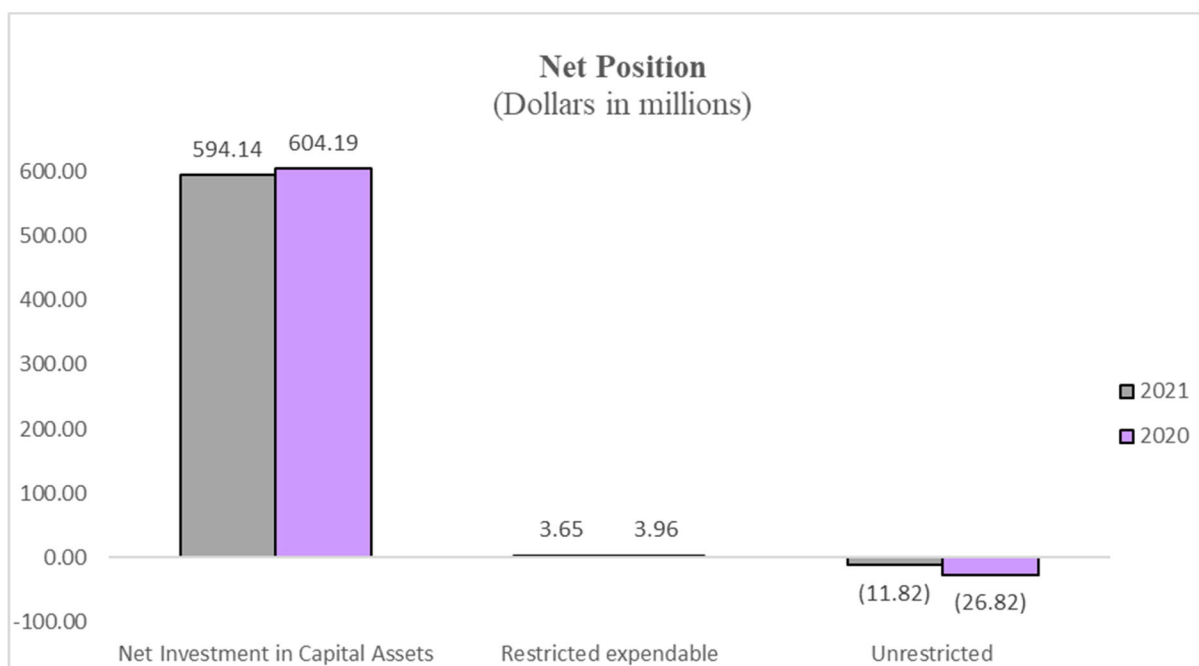
UNIVERSITY OF RHODE ISLAND
(a Component Unit of the State of Rhode Island)

Management’s Discussion and Analysis (Unaudited) - Continued

June 30, 2021

Financial Highlights - Continued

The following chart displays the components of the University’s net position for the fiscal years ended June 30, 2021 and 2020.



On June 30, 2021, and 2020, the University’s total assets of \$1.10 billion, and \$1.13 billion, and deferred outflows of resources of \$30.33 million, and \$31.88 million exceeded its total liabilities of \$526.15 million and \$557.46 million, and deferred inflows of resources of \$24.11 million and \$19.44 million resulting in net position of \$585.97 million and \$581.33 million, respectively. The resulting net position is summarized in the following categories (dollars in millions):

	<u>2021</u>	<u>2020</u>
Net Investment in Capital Assets	\$ 594.14	604.19
Restricted expendable	3.65	3.96
Unrestricted	<u>(11.82)</u>	<u>(26.82)</u>
Total net position	<u>\$ 585.97</u>	<u>581.33</u>

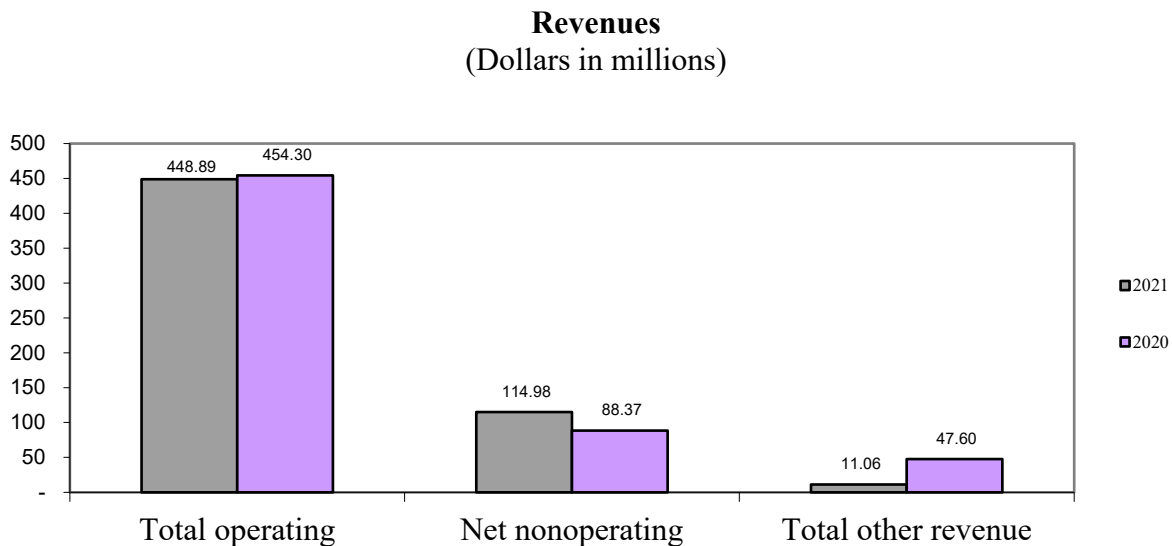
UNIVERSITY OF RHODE ISLAND
(a Component Unit of the State of Rhode Island)

Management’s Discussion and Analysis (Unaudited) - Continued

June 30, 2021

Financial Highlights - Continued

The following chart provides a graphical breakdown of total revenues by category for the fiscal years ending June 30, 2021 and 2020.



Overview of the Financial Statements

The University’s financial statements have two primary components: 1) the financial statements and 2) the notes to the financial statements. Additionally, the financial statements focus on the University as a whole, rather than upon individual funds or activities.

The University of Rhode Island Foundation & Alumni Engagement (the "Foundation") and the University of Rhode Island Research Foundation (the "Research Foundation") are legally separate tax-exempt component units of the University.

UNIVERSITY OF RHODE ISLAND

(a Component Unit of the State of Rhode Island)

Management's Discussion and Analysis (Unaudited) - Continued

June 30, 2021

Overview of the Financial Statements - Continued

The University of Rhode Island Foundation & Alumni Engagement acts as an independent charitable corporation with the purpose of encouraging and providing support from private sources through development activities for the University of Rhode Island and is responsible for managing and administering assets donated to the Foundation for the use and benefit of the University. The Board of the Foundation is self-perpetuating and primarily consist of graduates and friends of the University. Although the University does not control the timing or the amount of receipts from the Foundation, the majority of resources received or held by the Foundation are restricted to the activities of the University by the donors. Because these resources held by the Foundation can only be used by or are for the benefit of the University, the Foundation is considered component unit of the University and is discretely presented in the University's financial statements.

The Research Foundation's mission is to promote industry and University collaboration and new technology ventures for economic growth and job creation. The Research Foundation's unique private, not-for-profit status allows it to support a broad range of investments and intellectual property protection. The Research Foundation is affiliated with the University by common management; however, each organization has its own independent board of trustees/directors. The Research Foundation obtains significant managerial and financial support from the University, including the salaries for the University Associate Vice-President for Intellectual Property and Economic Development, who also serves as the Executive Director of the Research Foundation, other support staff, and the provision of operational costs. Because of the relationship, the Research Foundation is considered a component unit of the University and is discretely presented in the University's financial statements.

Management's Discussion and Analysis is required to focus on the University, and not on its component units.

The Financial Statements

The financial statements are designed to provide readers with a broad overview of the University's finances and are comprised of three basic statements.

The *Statement of Net Position* presents information on all of the University's assets, deferred outflows of resources, liabilities, and the deferred inflows of resources along with the resulting net financial position. Over time, increases or decreases in net position may serve as a useful indicator of whether the financial position of the University is improving or deteriorating.

UNIVERSITY OF RHODE ISLAND
(a Component Unit of the State of Rhode Island)

Management's Discussion and Analysis (Unaudited) - Continued

June 30, 2021

The Financial Statements – Continued

The *Statement of Revenues and Expenses and Changes in Net Position* presents information showing how the University's net position changed during the most recent fiscal year. All changes in net position are reported as soon as the underlying event giving rise to the change occurs, regardless of the timing of related cash flows. Thus, revenues and expenses are reported in this statement for some items that will result in cash flows only in future fiscal periods (e.g., the payment for accrued compensated absences or the receipt of amounts due from students and others for services rendered).

The *Statement of Cash Flows* is reported using the direct method. The direct method of cash flow reporting portrays net cash flows from operations as major classes of operating receipts (e.g., tuition and fees) and disbursements (e.g., cash paid to employees for services).

The financial statements can be found on pages 27 to 30 of this report.

The University reports its operations as a business-type activity using the economic measurement focus and full accrual basis of accounting. As a component unit of the State of Rhode Island, the results of the University's operations, its net position, and cash flows are also summarized in the State's Comprehensive Annual Financial Report derived from its government-wide financial statements.

Notes to the Financial Statements

The notes provide additional information essential to a full understanding of the data provided in the financial statements. They also provide information regarding both the accounting policies and procedures the University has adopted as well as additional detail of certain amounts contained in the financial statements. The notes to the financial statements can be found on pages 31 to 79 of this report.

UNIVERSITY OF RHODE ISLAND
(a Component Unit of the State of Rhode Island)

Management's Discussion and Analysis (Unaudited) - Continued

June 30, 2021

Financial Analysis

As mentioned earlier, net position may serve over time as a useful indicator of the University's financial position. Total assets and deferred outflows of resources exceeded total liabilities and deferred inflows of resources by \$585.97 million and \$581.33 million at the close of fiscal years 2021 and 2020, respectively.

The University's condensed statement of net position is presented below (dollars in millions).

	2021	2020
Current assets	\$ <u>207.07</u>	<u>193.52</u>
Noncurrent assets	<u>898.83</u>	<u>932.83</u>
Total assets	<u>1,105.90</u>	<u>1,126.35</u>
Deferred outflows of resources	<u>30.33</u>	<u>31.88</u>
Total assets and deferred outflows of resources	\$ <u><u>1,136.23</u></u>	<u><u>1,158.23</u></u>
Current liabilities	\$ <u>65.90</u>	<u>73.07</u>
Noncurrent liabilities	<u>460.25</u>	<u>484.39</u>
Total liabilities	<u>526.15</u>	<u>557.46</u>
Deferred inflows of resources	<u>24.11</u>	<u>19.44</u>
Total liabilities and deferred inflows of resources	\$ <u><u>550.26</u></u>	<u><u>576.90</u></u>
Net position:		
Net investment in capital assets	\$ <u>594.14</u>	<u>604.19</u>
Restricted, expendable	<u>3.65</u>	<u>3.96</u>
Unrestricted	<u>(11.82)</u>	<u>(26.82)</u>
Total net position	\$ <u><u>585.97</u></u>	<u><u>581.33</u></u>

UNIVERSITY OF RHODE ISLAND
(a Component Unit of the State of Rhode Island)

Management's Discussion and Analysis (Unaudited) - Continued

June 30, 2021

Financial Analysis - Continued

By far the largest portion of the University's net position, \$594.14 million and \$604.19 million, as of June 30, 2021, and 2020, respectively, reflects its investment in capital assets (such as land, buildings, machinery, and equipment), net of any related outstanding debts used to acquire, construct, improve, or rehabilitate those assets. This represents approximately 101% for fiscal year 2021 and 104% for fiscal year 2020 net position. The University uses these capital assets to provide services to students, faculty, and administration; consequently, these assets are not available for future spending. Although the University's investment in its capital assets is reported net of related debt, it should be noted that the resources needed to repay this debt must be provided from other sources, since the capital assets themselves cannot be used to liquidate the related debt. Financing for certain capital projects is also provided by the issuance of revenue bonds by the Rhode Island Health and Educational Building Corporation, a quasi-public state agency. In addition to the debts noted above, which are reflected in the University's financial statements, the State regularly provides financing for certain capital projects through the issuance of general obligation bonds and capital appropriations from the Rhode Island Capital Plan Fund. Borrowings by the State are not reflected in these financial statements.

The restricted expendable net position consists of resources that are subject to external restrictions on how they must be used. These resources represent approximately 0.6% and 0.7% of the University's net position at June 30, 2021, and 2020, respectively.

Net positions that are not subject to restrictions imposed by creditors, grantors, contributors, laws, regulations, or enabling legislation are classified as unrestricted net position. As of June 30, 2021, and 2020, the University's unrestricted net position represents (2.0%) and (4.7%) of the net position, respectively. At year end, this net position is designated or committed for goods and services that have not yet been received, working capital for auxiliary enterprise, and departmental activities, payment of annual debt service, capital improvements, equipment replacement, scholarships, and new faculty startup costs, including lab renovation and matching funds.

The University's current assets include cash and equivalents, cash held by the State Treasurer, accounts receivable, inventories, and prepayments, while current liabilities consist of accounts payable and accrued expenses, unearned revenues, funds held for others, and the current portion of compensated absences and current portion of long-term debts. Compensated absences represent accumulated vacation, sick leave, and deferred compensation that will be used or paid in future years. The current ratio (current assets divided by current liabilities), which measures the University's liquidity, remains positive: 3.14 to 1 and 2.65 to 1 as of June 30, 2021, and 2020, respectively.

UNIVERSITY OF RHODE ISLAND
(a Component Unit of the State of Rhode Island)

Management's Discussion and Analysis (Unaudited) - Continued

June 30, 2021

Financial Analysis - Continued

One of the components of the University's noncurrent assets are the funds on deposit with the bond trustee totaling \$26.80 million and \$34.00 million as of June 30, 2021, and 2020, respectively. The majority of the bond proceeds were from the 2009 B Bonds for \$4.30 million for fire protection; 2016 A Bonds for \$0.5 million for design, construction, renovation improvement, and equipping of certain utility systems and other infrastructure; 2018 A Bonds for \$14.60 million for utility upgrades and repaving and reconstruction of parking facilities and internal roadways; and 2018 B Bonds for \$2.40 million for upgraded fire alarm and sprinkler systems in the University's auxiliary enterprise buildings.

During fiscal year 2021, the University's net position increased by \$4.64 million due, in large part, to fund from the Higher Education Emergency Relief Fund (HEERF) the University received to offset COVID-19 related expenses and lost revenue.

UNIVERSITY OF RHODE ISLAND
(a Component Unit of the State of Rhode Island)

Management's Discussion and Analysis (Unaudited) - Continued

June 30, 2021

Financial Analysis - Continued

The University's condensed statements of revenues, expenses and, changes in net position are presented below (dollars in millions).

	<u>2021</u>	<u>2020</u>
Operating revenues:		
Tuition and fees, net of tuition waivers and remissions	\$ 300.83	302.99
Operating grants and contributions	112.46	103.01
Other sources	35.59	48.30
Total operating revenues	<u>448.88</u>	<u>454.30</u>
Operating expenses:		
Salaries and benefits	337.84	336.14
Other	108.23	104.03
Scholarships, grants and contracts	45.99	39.70
Auxiliaries other	32.85	31.70
Depreciation	45.37	40.67
Total operating expenses	<u>570.28</u>	<u>552.24</u>
Net operating loss	<u>(121.40)</u>	<u>(97.94)</u>
Nonoperating revenues (expenses):		
State appropriation	78.15	79.14
Federal grants	38.21	4.47
Net investment income	0.40	3.02
Private gifts	9.41	11.04
Interest expense	(11.20)	(9.31)
Total nonoperating revenues	<u>114.97</u>	<u>88.36</u>
Loss before other revenues, expenses, gains or losses	<u>(6.43)</u>	<u>(9.58)</u>
Capital appropriations	3.42	21.93
State contributed capital	2.29	20.28
Capital gifts	5.35	5.39
Increase in net assets	4.63	38.02
Net position – beginning of year	<u>581.33</u>	<u>543.31</u>
Net position – ending of year	\$ <u><u>585.96</u></u>	<u><u>581.33</u></u>

UNIVERSITY OF RHODE ISLAND
(a Component Unit of the State of Rhode Island)

Management's Discussion and Analysis (Unaudited) - Continued

June 30, 2021

Operating Revenues

The total operating revenues decreased by \$5.41 million or 0.71 % in fiscal year 2021, compared to an increase of \$4.8 million or 1.07% in fiscal year 2020. There was an increase in tuition from 2020 to 2021; this increase was 3.0 % for in-state students and 2.8% for out-of-state students. Also, there was a decrease in the number of students living on campus due to the pandemic and the offering of online classes. The Housing fee decreased \$7.93 million or by 21.0% and the Dining service fees decreased by \$4.61 or by 26.1%.

Tuition and fees received by the University included the following (dollars in millions):

	<u>2021</u>	<u>2020</u>
Tuition	\$ 338.31	322.53
Student service fees	22.54	22.47
Health service fees	8.45	7.58
Housing fees	29.88	37.81
Dining service fees	13.08	17.69
Miscellaneous student fees	3.44	2.74
Total	415.70	410.82
Tuition waived or remitted	(114.87)	(107.83)
Net	\$ <u>300.83</u>	<u>302.99</u>

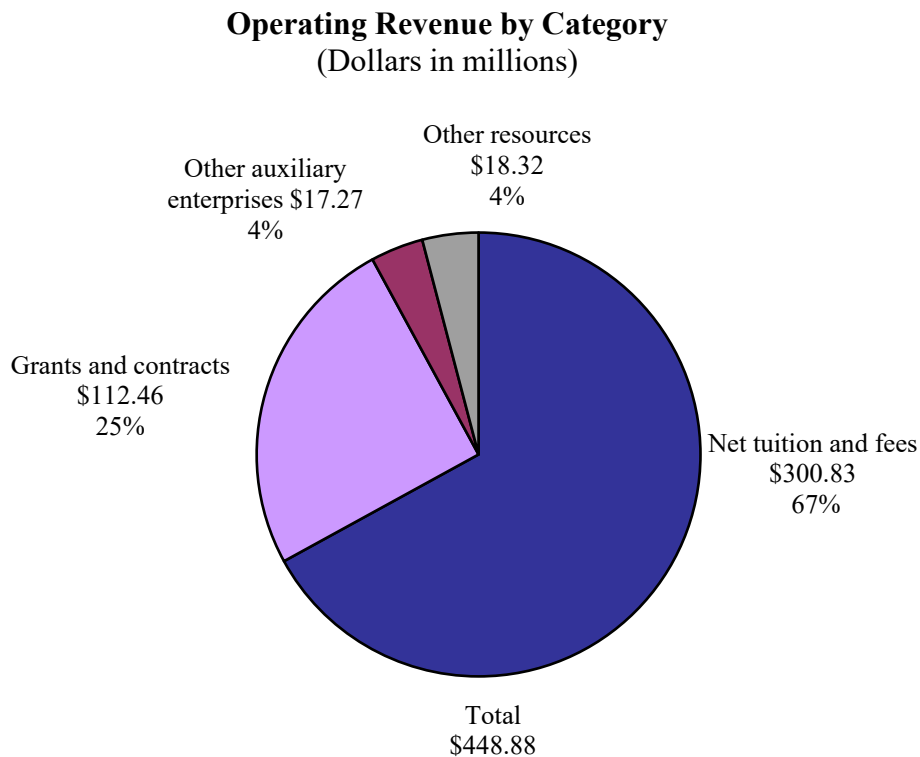
UNIVERSITY OF RHODE ISLAND
(a Component Unit of the State of Rhode Island)

Management's Discussion and Analysis (Unaudited) - Continued

June 30, 2021

Operating Revenues - Continued

The following provides a graphical breakdown of operating revenues by category for the year ended June 30, 2021.



UNIVERSITY OF RHODE ISLAND

(a Component Unit of the State of Rhode Island)

Management’s Discussion and Analysis (Unaudited) - Continued

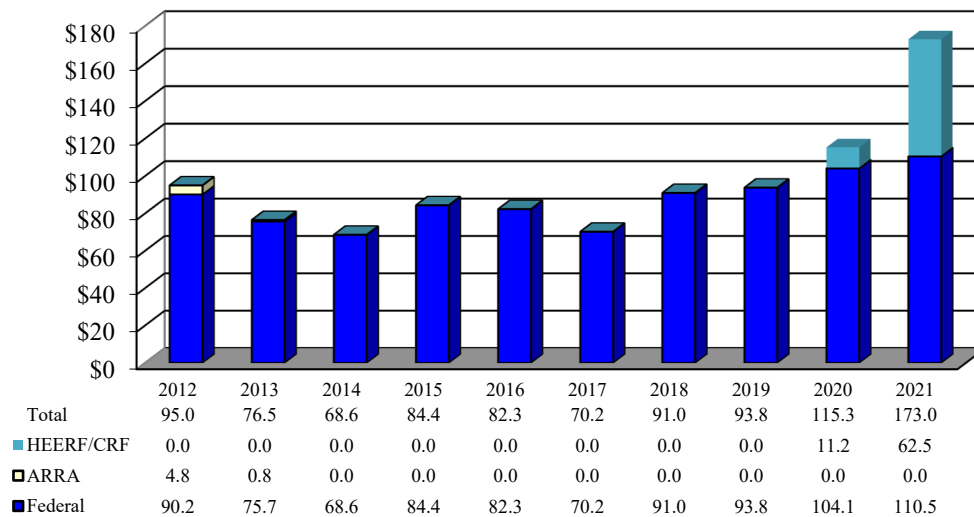
June 30, 2021

Grant and Contract Revenue

The recognition of revenue from grants and contracts is deferred until services have been performed to fulfill the requirements of the grants and contracts. Hence, awards received are not reflected in the statement of revenues and expenses and changes in net position.

The bar chart below shows the amount of grants awarded (not necessarily recognized as revenue) to the University during the last ten years, from a total of \$95.0 million in 2011 to \$173.0 million in 2021 or an 82.1% increase. The decrease in fiscal year 2014 relates to the federal sequestration and the loss of ARRA funding. The large increase in 2021 relates to the Higher Education Emergency Relief Funds (HEERF) and Coronavirus Relief Funds (CRF) funding.

Awards for Competitive Sponsored Programs
(Dollars in millions)



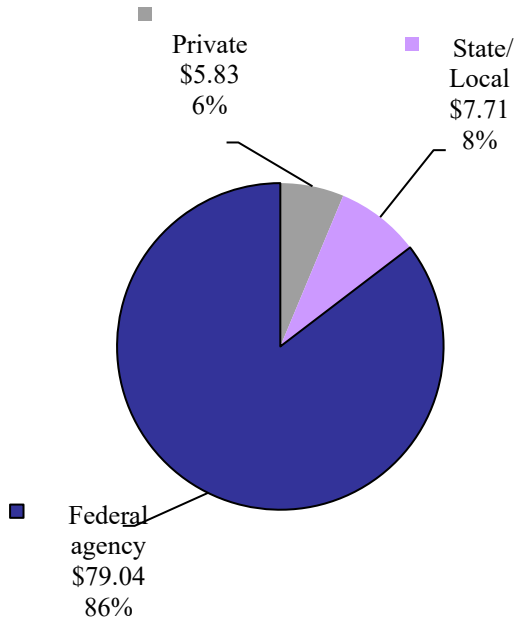
UNIVERSITY OF RHODE ISLAND
(a Component Unit of the State of Rhode Island)

Management’s Discussion and Analysis (Unaudited) - Continued

June 30, 2021

Grant and Contract Revenue – Continued

The following summary shows the breakdown of grants received from sponsoring agencies during fiscal year 2021, with chart detailing federal and nonfederal awards (dollars in millions).



<u>Agency</u>	<u>Award</u>
Department of Health and Human Services	\$ 21.15
National Science Foundation	19.61
Department of Commerce	11.13
Agency for International Development	8.28
Department of Defense	6.54
Department of Agriculture	5.13
Other Federal Agencies	3.53
Department of Interior	1.46
Department of Homeland Security	1.11
Department of Energy	1.10
Federal agency	79.04
State/Local	7.71
Private	5.83
Total	<u>\$ 92.58</u>

Operating Expenses

The operating expenses for fiscal years 2021 and 2020 totaled \$570.28 million and \$552.24 million, respectively, which represent a change from prior year of an increase of \$18.04 million or 3.3%.

UNIVERSITY OF RHODE ISLAND
(a Component Unit of the State of Rhode Island)

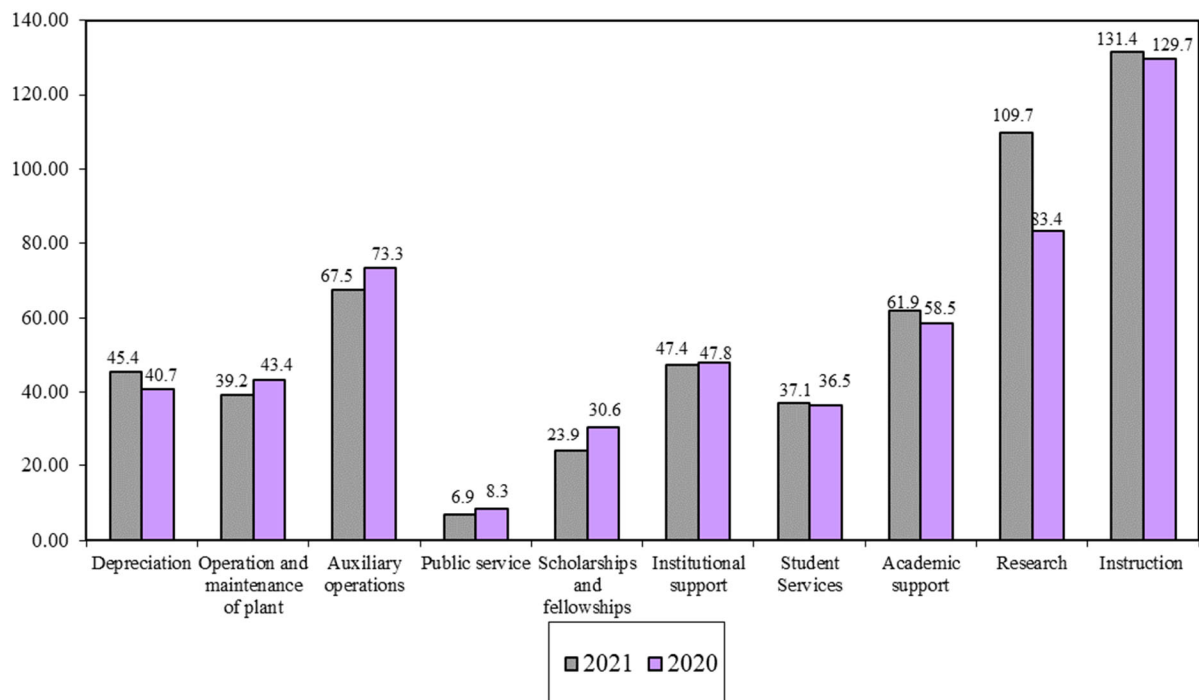
Management’s Discussion and Analysis (Unaudited) - Continued

June 30, 2021

Operating Expenses - Continued

The bar chart below illustrates the University’s operating expenses by function for the fiscal years ended June 30, 2021 and 2020, excluding scholarship allowances applied against tuition and fee revenues.

Operating Expenses by Function
(Dollars in millions)



UNIVERSITY OF RHODE ISLAND
(a Component Unit of the State of Rhode Island)

Management’s Discussion and Analysis (Unaudited) - Continued

June 30, 2021

Operating Expenses - Continued

The following summary shows where major grant and contract expenditures, including indirect cost charges, occurred during 2021 and 2020 (dollars in millions):

Agency	Amount	
	2021	2020
Department of Health and Human Services	\$ 21.15	19.15
National Science Foundation	19.61	18.02
Department of Commerce (NOAA)	11.13	4.70
Agency for International Development	8.28	7.44
Department of Defense	6.54	4.73
Department of Agriculture	5.13	5.33
Other Federal Agencies	2.68	6.4
Department of Interior	1.46	1.84
Department of Homeland Security	1.11	1.06
Department of Energy	1.10	1.27
National Aeronautic and Space Administration	0.85	1.03

Nonoperating Revenues and Expenses

The State’s unrestricted appropriation is the largest component of the University’s nonoperating revenues. The amount requested for fiscal year 2021 was \$90.5 million. The amount appropriated by the State was \$78.15 million which was \$12.4 million less than requested. In fiscal year 2020 the State reduced the 2020 appropriation by \$5.5 million due to COVID-19, which was the same amount that the University received in CARES Act – Higher Education Emergency Relief Fund (Institutional Portion). The State appropriation was essentially the same in fiscal 2020 (\$79.14 million) and fiscal 2021 (\$78.15 million).

UNIVERSITY OF RHODE ISLAND
(a Component Unit of the State of Rhode Island)

Management's Discussion and Analysis (Unaudited) - Continued

June 30, 2021

Nonoperating Revenues and Expenses - Continued

The University has a long tradition of using the State appropriation to support its operating expenses. During fiscal years 2021 and 2020 the University received State appropriations of \$78.15 million and \$79.14 million, respectively, which then combined with operating revenue was not sufficient to cover operating expenses in excess of \$43.25 million in fiscal year 2021 and \$18.81 million in fiscal year 2020. The University's State appropriation is roughly equal to amount it was twenty years ago. The appropriation dipped down starting in fiscal year 2008 and started to increase in fiscal year 2014 and is now roughly equal to the amount of the appropriation in 2001. Student tuition and fees have played an increasingly important role in funding of the University's operations; however, these fees do not fully cover operating losses by \$43.25 million in fiscal year 2021 and \$18.80 million in fiscal year 2020. A summary of net income after State appropriation is presented below (dollars in millions).

	<u>2021</u>	<u>2020</u>
Net student fees	\$ 300.83	302.99
Other operating revenue	148.05	151.30
Operating expenses	<u>(570.28)</u>	<u>(552.24)</u>
Operating loss	(121.40)	(97.95)
State direct appropriations	<u>78.15</u>	<u>79.14</u>
Net loss after state appropriation	\$ <u>(43.25)</u>	<u>(18.81)</u>

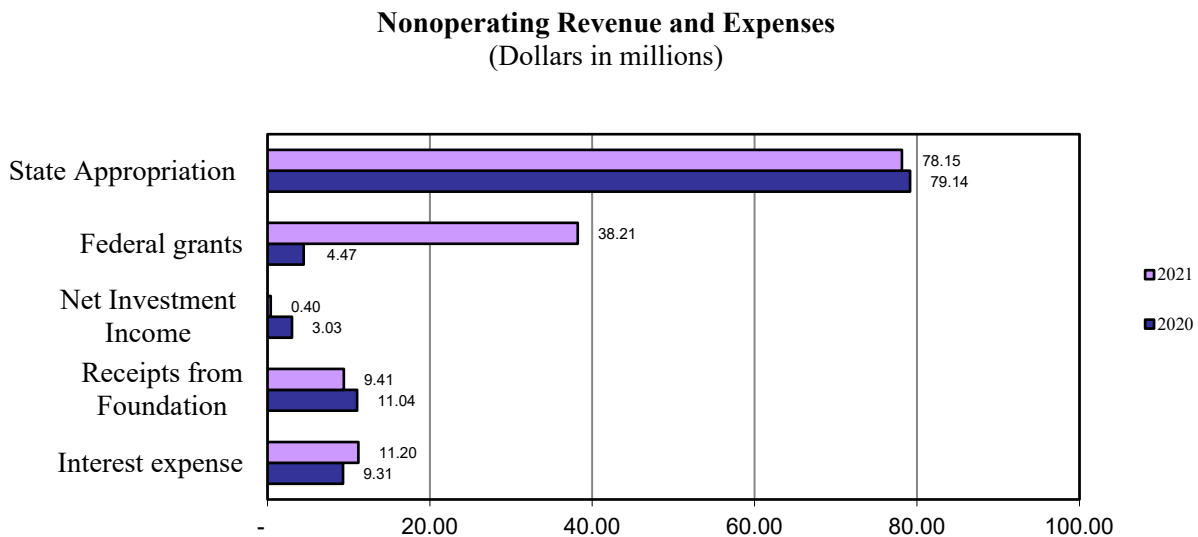
UNIVERSITY OF RHODE ISLAND
(a Component Unit of the State of Rhode Island)

Management’s Discussion and Analysis (Unaudited) - Continued

June 30, 2021

Nonoperating Revenues and Expenses - Continued

The following chart provides a graphical breakdown of the University’s nonoperating revenues and expenses.



Capital Assets and Debt Administration

Capital Plan

The University generally has funded its capital plans through a combination of funds received from University operations, bonds issued by the Rhode Island Health and Educational Building Corporation, State appropriations, general obligation bonds, federal appropriations, and private fundraising. The execution of the University’s capital improvement plan is contingent upon approval from the State and sufficient funding.

The BOE submits a running five-fiscal-year capital improvement plan to the General Assembly and State Executive each year. The plan for the proposed capital projects for the entire system of public higher education in Rhode Island and includes the University. The plan for the period fiscal year 2021-2025 for the University totals \$852.2 million, and includes all continuing and planned projects, whether funded or not. This plan forms the basis for discussions on funding the various projects from all available funding sources.

UNIVERSITY OF RHODE ISLAND
(a Component Unit of the State of Rhode Island)

Management's Discussion and Analysis (Unaudited) - Continued

June 30, 2021

Capital Assets and Debt Administration - Continued

Capital Assets

The University's investment in capital assets as of June 30, 2021, and 2020 net of accumulated depreciation amounts to \$861.85 million and \$886.52 million, respectively. This investment in capital assets includes land, buildings (including improvements), and furnishings and equipment (including capital leases). Capital assets decreased during fiscal year 2021 year by \$24.67 million and increased by \$49.09 million in fiscal year 2020. This decrease is largely due to the lack of any major capital improvements during 2021. Legal title to all land and real estate assets is vested in the BOE or the State. A summary of net capital asset balances as of June 30, 2021 and 2020 is presented below (dollars in millions).

	<u>2021</u>	<u>2020</u>
Land and improvements	\$ 48.29	43.33
Major capital additions to building and improvements	769.54	786.57
Furnishings and equipment	33.40	29.79
Construction in progress	10.62	26.83
Total	\$ <u>861.85</u>	<u>886.52</u>

Major capital additions in fiscal year 2021 included improvements to the Fine Arts Building (\$12.9 million), Housing and Residential Life Brookside Hall (\$700 thousand) and roof replacement on various Housing and Residential Life buildings (\$2.1 million), and Engineering Building (\$1.1 million). Also included were land improvements to Fraternity Circle (\$7.9 million).

Additional information about the University's capital assets can be found in Note 5 to the financial statements.

UNIVERSITY OF RHODE ISLAND
(a Component Unit of the State of Rhode Island)

Management's Discussion and Analysis (Unaudited) - Continued

June 30, 2021

Capital Assets and Debt Administration - Continued

Debt

As of June 30, 2021, and 2020, the University had \$298.53 million and \$314.44 million, respectively, in outstanding debt, a decrease of \$15.9 million in 2021 and \$15.08 million in 2020. The table below summarizes the types of debt instruments (dollars in millions).

	<u>2021</u>	<u>2020</u>
Loans payable	\$ 0.37	0.49
Capital lease obligations	0.02	0.03
Due to Primary Government	19.27	22.33
Revenue bonds	<u>278.87</u>	<u>291.59</u>
Total	<u>\$ 298.53</u>	<u>314.44</u>

The University has no independent bonding authority. All revenue bonds must be approved by and arranged through the Rhode Island Health and Education Building Corporation. Debt related to revenue bonds is reported on the University's financial statements. Debt related to general obligations bonds is reflected on the State's financial statements. As of June 30, 2021, the University's general revenue bonds are rated by Moody's as A2, and Standard and Poor's rating services have given rates of A+.

UNIVERSITY OF RHODE ISLAND

(a Component Unit of the State of Rhode Island)

Management's Discussion and Analysis (Unaudited) - Continued

June 30, 2021

Economic Factors that Will Affect the Future

The University is a tuition-dependent institution, thus attention to strategic enrollment management is a critical element of the University's financial stability and self-sufficiency. Over the past eight years, the University has experienced near/record enrollment driven by record number of applications. Recognizing an increased competition for students, the University has expanded its recruitment to include growth areas throughout the country, for example, in the Mid-Atlantic and Northern Virginia. Furthermore, the University's in-state and out-of-state tuition rates are among the lowest for both in-state and out-of-state New England competitors.

The University is sensitive to the rising costs of higher education and strives to achieve efficiencies to limit the size of tuition and fee increases. The University and Board of Education approved an increase in tuition from 2020 to 2021 of 3.0% for in-state students and 2.8% for out-of-state students.

To support strategic priorities and continue record enrollment, the University continues to enhance its faculty and facilities to meet demand and to offer a world-class education. In July 2018, the National Science Foundation selected the East Coast Oceanographic Consortium, led by the University of Rhode Island, to operate a new \$125 million oceanography research ship named the R/V Resolution. The R/V Resolution will support such scientific studies as the tracking of ocean currents and fish migration, seafloor surveys in earthquake-prone regions of the world, conservation of marine mammals, and the food-web dynamics in the deep ocean. The new ship is expected to be launched in 2022.

The COVID-19 crisis continues to have an impact on university operations. The University instituted several changes to ensure the safety of students, faculty, and staff. Students were offered the option to attend classes in person or online. The University also decreased the density of the students living on campus

Fiscal Planning

The University will continue to ensure that expenses are less than or equal to available resources. Approved strategic initiatives are reflected in the budget and have been and will continue to be funded by student enrollment, retention, and tuition and fee resources. IPEDS data continues to show the University as one of the most cost efficient institutions of higher education in the country.

UNIVERSITY OF RHODE ISLAND
(a Component Unit of the State of Rhode Island)

Management's Discussion and Analysis (Unaudited) - Continued

June 30, 2021

Requests for Information

This financial report is designed to provide a general overview of the University's finances for all those with an interest in the University's finances. Questions concerning any of the information provided in this report or requests for additional financial information should be addressed to: Office of the Vice President for Administration and Finance, University of Rhode Island, Carlotti Administration Building, Room 108, 75 Lower College Road, Kingston, RI 02881.

UNIVERSITY OF RHODE ISLAND
(a Component Unit of the State of Rhode Island)

Statement of Net Position

June 30, 2021

Assets and Deferred Outflows of Resources

	University of Rhode Island	Component Units
Current Assets:		
Cash and equivalents (Note 2)	\$ 143,985,360	\$ 19,878,085
Net funds on deposit with primary government	202,158	-
Accounts receivable, net (Note 3)	56,842,659	1,434,764
Due from primary government	1,067,497	-
Due from component units	-	1,421,110
Current portion of pledges receivable	-	7,747,270
Inventory and other current assets	<u>4,972,401</u>	<u>853,307</u>
Total Current Assets	<u>207,070,075</u>	<u>31,334,536</u>
Noncurrent Assets:		
Cash and equivalents – restricted (Note 2)	3,378,498	-
Funds on deposit with bond trustee	26,796,188	-
Investments (Note 2)	-	270,518,587
Pledges receivable, net of current portion	-	15,511,120
Loans receivable, net (Note 4)	6,798,551	-
Charitable remainder trusts	-	395,125
Other noncurrent assets	-	13,736
Capital assets, net of accumulated depreciation (Note 5)	<u>861,854,295</u>	<u>2,598,135</u>
Total Noncurrent Assets	<u>898,827,532</u>	<u>289,036,703</u>
Total Assets	<u>1,105,897,607</u>	<u>320,371,239</u>
Deferred Outflows of Resources:		
Deferred loss on debt refunding	5,952,848	-
Deferred outflows of resources related to pension (Note 7)	16,178,981	-
Deferred outflows of resources related to OPEB (Note 8)	<u>8,202,669</u>	<u>-</u>
Total Deferred Outflows of Resources	<u>30,334,498</u>	<u>-</u>

Liabilities, Deferred Inflows of Resources and Net Position

	University of Rhode Island	Component Units
Current Liabilities:		
Accounts payable and accrued liabilities	\$ 34,683,581	\$ 2,032,995
Compensated absences (Note 6)	1,542,571	-
Unearned revenue	14,722,747	465,294
Due to component unit	-	1,421,110
Current portion of capital lease obligations (Note 6)	7,200	-
Current portion of due to primary government (Note 6)	1,677,000	-
Current portion of bonds and loans payable (Note 6)	13,261,159	-
Other current liabilities	<u>-</u>	<u>2,085,215</u>
Total Current Liabilities	<u>65,894,258</u>	<u>6,004,614</u>
Noncurrent Liabilities:		
Compensated absences (Note 6)	20,507,347	-
Capital lease obligations (Note 6)	11,400	-
Due to primary government (Note 6)	17,589,000	-
Bonds and loans payable (Note 6)	265,981,084	-
Gift annuity payable	-	1,309,529
Grant refundable (Note 6)	6,514,114	-
Net pension liability (Note 7)	115,631,541	-
Net OPEB liability (Note 8)	<u>34,019,832</u>	<u>-</u>
Total Noncurrent Liabilities	<u>460,254,318</u>	<u>1,309,529</u>
Total Liabilities	<u>526,148,576</u>	<u>7,314,143</u>
Deferred Inflows of Resources:		
Deferred inflows of resources related to pension (Note 7)	10,387,309	-
Deferred inflows of resources related to OPEB (Note 8)	<u>13,727,479</u>	<u>-</u>
Total Deferred Inflows of Resources	<u>24,114,788</u>	<u>-</u>
Net Position:		
Net investment in capital assets	594,138,462	2,598,135
Restricted:		
Expendable (Note 10)	3,654,788	169,070,464
Nonexpendable	-	123,932,200
Unrestricted	<u>(11,824,509)</u>	<u>17,456,297</u>
Total Net Position	<u>\$ 585,968,741</u>	<u>\$ 313,057,096</u>

See accompanying notes to the financial statements.

UNIVERSITY OF RHODE ISLAND
(a Component Unit of the State of Rhode Island)

Statement of Revenues and Expenses and Changes in Net Position

For the Year Ended June 30, 2021

	University of Rhode Island	Component Units
Operating Revenues:		
Tuition and fees	\$ 352,250,710	\$ -
Residence, dining, student union, and health fees	63,448,982	-
Less: scholarship allowances	<u>(114,866,289)</u>	<u>-</u>
Net Student Fees	300,833,403	-
Federal, state, local, and private grants and contracts	112,460,031	7,261,523
Other auxiliary enterprises	17,269,699	-
Other sources	<u>18,323,788</u>	<u>1,364,551</u>
Total Operating Revenues	<u>448,886,921</u>	<u>8,626,074</u>
Operating Expenses (Note 12):		
Instruction	131,434,193	-
Research	109,658,233	6,870,330
Academic support	61,851,375	-
Student services	37,062,971	-
Scholarships and fellowships	23,937,699	-
Public service	6,897,942	-
Operation and maintenance of plant	39,148,097	495,479
Depreciation	45,374,149	98,928
Institutional support	47,442,396	4,855,094
Auxiliary operations	<u>67,481,175</u>	<u>-</u>
Total Operating Expenses	<u>570,288,230</u>	<u>12,319,831</u>
Net Operating Loss	<u>(121,401,309)</u>	<u>(3,693,757)</u>
Nonoperating Revenues (Expenses):		
State appropriation (Note 13)	78,152,796	-
Federal grants	38,207,670	-
Net investment income	403,494	857,462
Endowment income	-	53,614,727
Private gifts and contributions	-	33,129,405
Payments from component units	9,409,079	(10,666,919)
Miscellaneous receipts	-	617,846
Interest expense	<u>(11,196,075)</u>	<u>-</u>
Net Nonoperating Revenues	<u>114,976,964</u>	<u>77,552,521</u>
Increase (Decrease) in Net Position Before Capital Contributions	(6,424,345)	73,858,764
Capital Contributions:		
Capital appropriations (Note 13)	5,706,585	-
Capital gifts	<u>5,353,362</u>	<u>(5,353,362)</u>
Increase in Net Position	4,635,602	68,505,402
Net Position, Beginning of Year	<u>581,333,139</u>	<u>244,551,694</u>
Net Position, End of Year	<u>\$ 585,968,741</u>	<u>\$ 313,057,096</u>

See accompanying notes to the financial statements.

UNIVERSITY OF RHODE ISLAND
(a Component Unit of the State of Rhode Island)

Statement of Cash Flows

For the Year Ended June 30, 2021

	University of Rhode Island
Cash Flows From Operating Activities:	
Tuition and fees	\$ 298,821,078
Federal, state, local, and private grants	98,016,451
Payments to suppliers	(147,656,248)
Payments to employees	(336,058,046)
Payments for scholarships, fellowships, and sponsored programs	(47,765,533)
Other auxiliary enterprises	17,960,293
Other sources	<u>25,180,843</u>
Net Cash Applied to Operating Activities	<u>(91,501,162)</u>
Cash Flows from Noncapital Financing Activities:	
State appropriations	78,152,796
Federal grants	38,207,670
Payments from component units	<u>9,409,079</u>
Net Cash Provided by Noncapital Financing Activities	<u>125,769,545</u>
Cash Flows from Capital and Related Financing Activities:	
Capital appropriations	5,706,585
Purchase of capital assets	(15,505,487)
Principal paid on capital debt and leases	(13,894,086)
Interest paid on capital debt and leases	(12,938,444)
Bond funds sent by Trustee to the University	<u>7,206,020</u>
Net Cash Applied to Capital and Related Financing Activities	<u>(29,425,412)</u>
Cash Flows from Investing Activity:	
Net investment income	<u>403,494</u>
Net Increase in Cash and Equivalents	5,246,465
Cash and Equivalents, Beginning of the Year	<u>142,117,393</u>
Cash and Equivalents, End of the Year	<u>\$ 147,363,858</u>

UNIVERSITY OF RHODE ISLAND
(a Component Unit of the State of Rhode Island)

Statement of Cash Flows - Continued

For the Year Ended June 30, 2021

	<u>University of Rhode Island</u>
Reconciliation of Net Operating Loss to Net Cash Applied to Operating Activities:	
Net operating loss	\$ (121,401,309)
Adjustments to reconcile net operating loss to net cash applied to operating activities:	
Depreciation	45,374,149
Loss on disposal of assets	151,365
Bad debt recovery	407,776
Net pension activity	(347,400)
Net OPEB activity	(2,509,053)
Changes in assets and liabilities:	
Net funds on deposit with primary government	1,734,510
Accounts receivable	(12,030,320)
Due from primary government	1,537,943
Inventory and other current assets	294,878
Loans receivable	1,882,813
Accounts payable and accrued liabilities	(4,808,159)
Compensated absences	1,202,253
Unearned revenue	(1,218,686)
Grant refundable	<u>(1,771,922)</u>
Net Cash Applied to Operating Activities	<u>\$ (91,501,162)</u>
Noncash Transactions:	
Capital gifts	<u>\$ 5,353,362</u>

Cash Flow Information

For purposes of the statement of cash flows, cash and equivalents are comprised of the following at June 30, 2021:

Cash and equivalents	143,985,360
Restricted cash and equivalents	<u>3,378,498</u>
	<u>\$ 147,363,858</u>

See accompanying notes to the financial statements.

UNIVERSITY OF RHODE ISLAND

(a Component Unit of the State of Rhode Island)

Notes to the Financial Statements

For the Year Ended June 30, 2021

Note 1 - **Summary of Significant Accounting Policies**

Organization

The University of Rhode Island (the "University") is a State Land-Sea-and-Urban-Grant University. Chartered in 1951, the University offers undergraduate and graduate degree programs of study and also confers doctoral degrees. The University has three campuses throughout Rhode Island in addition to the main campus located in Kingston. The University is accredited by the New England Commission of Higher Education. In addition, certain courses and programs of study have been approved by national accrediting agencies. The University is supported by the State of Rhode Island (the "State") and is a component unit of the State of Rhode Island. Effective February 1, 2020, the University is governed by the Board of Trustees of the University of Rhode Island.

The Board of Trustees, consisting of 17 members, was appointed by the Governor with the advice and consent of the Rhode Island Senate. The board is dedicated solely to the University and exercises similar powers and authority as was previously exercised by the Council on Postsecondary Education, including oversight of employment and the University's property, purchases, and procurement. The University president reports to the Board of Trustees.

Prior to February 2020, the University was governed by the Rhode Island Board of Education (the "BOE") (successor to the Board of Governors for Higher Education effective January 1, 2013), a body politic and corporate established under Chapter 97 of Title 16 of the General Laws of Rhode Island. The BOE consists of public members appointed by the Governor.

COVID-19

On March 11, 2020, the World Health Organization declared the global outbreak of the novel coronavirus (COVID-19) as a pandemic. During the year ended June 30, 2021, COVID-19 had a significant effect on the University's operations in response to government requirements and observing safety measures. As a result, the University reduced the density in dormitories and classrooms by offering students the option of taking classes online, so maximum capacity decreased during the 2021 academic year.

UNIVERSITY OF RHODE ISLAND
(a Component Unit of the State of Rhode Island)

Notes to the Financial Statements - Continued

For the Year Ended June 30, 2021

In response to the pandemic, the Federal government provided to the University Higher Education Emergency Relief Funds (“HEERF”) under the Coronavirus Aid, Relief, and Economic Security (“CARES”) Act, Coronavirus Response and Relief Supplemental Appropriations Act (“CRRSAA”), and American Rescue Plan Act (“ARPA”). The HEERF funds consisted of the student aid portion and institutional portion, and each Act requires a minimum amount to be spent on student aid. The student aid portion is required to be distributed to students as emergency grants for their expenses related to the disruption of campus operations due to coronavirus. The institutional portion can be used to cover any costs associated with significant changes to the delivery of instruction due to the coronavirus. Unless an extension is approved by the Department of Education, the student aid award and the institutional award must be spent by May 24, 2022.

The University has been awarded the following HEERF funds as of June 30, 2021:

	Student Aid Portion	Institutional Portion	Total
CARES	\$ 5,619,342	\$ 5,619,341	\$ 11,238,683
CRRSAA	5,619,342	11,821,063	17,440,405
ARPA	15,594,308	15,507,942	31,102,250
Total	\$ 26,832,992	\$ 32,948,346	\$ 59,781,338

The University has recognized the following HEERF funds as non-operating Federal grants for the year ended June 30, 2021, and the cumulative total HEERF grants recognized.

	For the Year Ended June 30, 2021			Total HEERF Recognized			
	Student Aid Portion	Institutional Portion	Total	Student Aid Portion	Institutional Portion	Total	
CARES	\$ 1,147,942	\$ 5,619,341	\$ 6,767,283	CARES	\$ 5,619,342	\$ 5,619,341	\$ 11,238,683
CRRSAA	5,619,342	11,821,063	17,440,405	CRRSAA	5,619,342	11,821,063	17,440,405
ARPA	-	-	-	ARPA	-	-	-
Total	\$ 6,767,284	\$ 17,440,404	\$ 24,207,688	Total	\$ 11,238,684	\$ 17,440,404	\$ 28,679,088

The University also received approximately \$14,000,000 of Coronavirus relief funds as a pass through from the state of Rhode Island.

UNIVERSITY OF RHODE ISLAND
(a Component Unit of the State of Rhode Island)

Notes to the Financial Statements - Continued

For the Year Ended June 30, 2021

Basis of Presentation

The accompanying financial statements have been prepared using the economic resources measurement focus and the accrual basis of accounting in accordance with U.S. generally accepted accounting principles as prescribed by the Governmental Accounting Standards Board ("GASB"). Revenues are recorded when earned and expenses are recorded when a liability is incurred, regardless of the timing of related cash flows. Grants and similar items are recognized as revenues as soon as all eligibility requirements have been met. The University has determined that it functions as a business-type activity, as defined by GASB. The effect of interfund activity has been eliminated from these financial statements.

The University's policies for defining operating activities in the statement of revenues and expenses and change in net position are those that generally result from exchange transactions such as the payment received for services and payment made for the purchase of goods and services. Certain other transactions are reported as nonoperating activities. These nonoperating activities include the University's operating and capital appropriations from the State, net investment income, gifts, and interest expense.

The accompanying statement of revenues and expenses, and changes in net position demonstrate the degree to which the direct expenses of a given function are offset by program revenues. Direct expenses are those that are clearly identifiable within a specific function. Program revenues primarily include charges to students or others who enroll or directly benefit from services that are provided by a particular function. Items not meeting the definition of program revenues are instead reported as general revenue.

Component Units

The University of Rhode Island Foundation & Alumni Engagement (the "Foundation") and the University of Rhode Island Research Foundation, Inc. (the "Research Foundation") are legally separate tax-exempt component units of the University.

UNIVERSITY OF RHODE ISLAND
(a Component Unit of the State of Rhode Island)

Notes to the Financial Statements - Continued

For the Year Ended June 30, 2021

The Foundation acts primarily as a fundraising organization to supplement the resources that are available to the University in support of its programs. The board of the Foundation is self-perpetuating and primarily consist of graduates and friends of the University. Although the University does not control the timing or the amount of receipts from the Foundation, the majority of resources received or held by the Foundation are restricted to the activities of the University by the donors. Because these resources held by the Foundation can only be used by, or are for the benefit of, the University, the Foundation is considered a component unit of the University and is discretely presented in the University's financial statements.

The Research Foundation's mission is to promote industry and University collaboration and new technology ventures for economic growth and job creation. The Research Foundation's unique private, not-for-profit status allows it to support a broad range of technology transfer activities, including licensing, startup company formation, equity investments, and intellectual property protection. The Research Foundation is affiliated with the University by common management; however, each organization has its own independent board of trustees/directors. The Research Foundation obtains significant managerial and financial support from the University, including the salaries for the University Associate Vice President for Intellectual Property and Economic Development, who also serves as the Executive Director of the Research Foundation; other support staff, and the provision of operational costs. Because of this relationship, the Research Foundation is considered a component unit of the University and is discretely presented in the University's financial statements.

During the year ended June 30, 2021, the Foundation distributed \$15,972,468 to the University for both restricted and unrestricted purposes.

As of June 30, 2021, the component units have a liability to the University of \$2,085,200 which is reflected in accounts payable and accrued liabilities. The University has an offsetting receivable recorded for the same amount.

The University has a fundraising agreement with the Foundation and paid \$5,740,487. The University has a support agreement with the Research Foundation and paid \$299,520.

UNIVERSITY OF RHODE ISLAND
(a Component Unit of the State of Rhode Island)

Notes to the Financial Statements - Continued

For the Year Ended June 30, 2021

The University of Rhode Island Foundation & Alumni Engagement and the Research Foundation are private not-for-profit organizations that report under FASB standards, including ASC 958-205, *Presentation of Financial Statements for Not-for-Profit Entities*, and ASC 958-605, *Revenue Recognition for Not-for-Profit Entities*. Accordingly, certain revenue recognition criteria and presentation features are different from GASB revenue recognition criteria and presentation features. No modifications have been made to the Foundation or Research Foundation's financial information in the University's financial reporting entity for these differences.

The condensed statements of net position of the Foundation and the Research Foundation as of June 30, 2021 are as follows:

	Foundation	Research Foundation	Total
Current assets	\$ 25,971,942	\$ 5,362,594	\$ 31,334,536
Noncurrent assets	287,189,837	1,846,866	289,036,703
Total assets	<u>313,161,779</u>	<u>7,209,460</u>	<u>320,371,239</u>
Current liabilities	4,328,096	1,676,518	6,004,614
Noncurrent liabilities	1,309,529	-	1,309,529
Total liabilities	<u>5,637,625</u>	<u>1,676,518</u>	<u>7,314,143</u>
Net position:			
Net investment in capital assets	1,728,501	869,634	2,598,135
Restricted:			
Expendable	169,070,464	-	169,070,464
Nonexpendable	122,775,635	1,156,565	123,932,200
Unrestricted	13,949,554	3,506,743	17,456,297
Total net position	<u>\$ 307,524,154</u>	<u>\$ 5,532,942</u>	<u>\$ 313,057,096</u>

UNIVERSITY OF RHODE ISLAND
(a Component Unit of the State of Rhode Island)

Notes to the Financial Statements - Continued

For the Year Ended June 30, 2021

The condensed statements of revenues, expenses and changes in net position of the Foundation and the Research Foundation for the year ended June 30, 2021 are as follows:

	Foundation	Research Foundation	Total
Operating Revenues:			
Federal, state, local, and private grants and contracts \$	-	\$ 7,261,523	\$ 7,261,523
Other sources	-	1,364,551	1,364,551
Total Operating Revenues	-	8,626,074	8,626,074
Operating Expenses:			
Research	-	6,870,330	6,870,330
Student services	-	-	-
Operation and maintenance of plant	-	495,479	495,479
Depreciation	98,928	-	98,928
Institutional support	4,855,094	-	4,855,094
Total Operating Expenses	4,954,022	7,365,809	12,319,831
Net Operating Loss	(4,954,022)	1,260,265	(3,693,757)
Nonoperating Revenues (Expenses):			
Net investment income (loss)	359,612	497,850	857,462
Endowment income	53,614,727	-	53,614,727
Private gifts	33,129,405	-	33,129,405
Gifts from (to) the University	(11,024,607)	357,688	(10,666,919)
Additions to permanent endowments	-	-	-
Miscellaneous receipts	617,846	-	617,846
Net Nonoperating Revenues	76,696,983	855,538	77,552,521
Increase in Net Position Before Capital Gifts	71,742,961	2,115,803	73,858,764
Capital Gifts	(5,353,362)	-	(5,353,362)
Increase in Net Position	66,389,599	2,115,803	68,505,402
Net Position, at Beginning of Year,	241,134,555	3,417,139	244,551,694
Net Position, at End of Year	\$ 307,524,154	\$ 5,532,942	\$ 313,057,096

Complete financial statements for the Foundation can be obtained from 79 Upper College Road, Kingston, RI 02881. Complete financial statements for the Research Foundation can be obtained from 75 Lower College Road, Kingston, RI 02881.

UNIVERSITY OF RHODE ISLAND
(a Component Unit of the State of Rhode Island)

Notes to the Financial Statements - Continued

For the Year Ended June 30, 2021

Net Position

Resources are classified for accounting purposes into the following three net position categories:

Net Investment in Capital Assets: Capital assets, net of accumulated depreciation, accounts payable, accrued expenses, and of outstanding principal balances of debt attributable to the acquisition, construction, repair, or improvement of those assets.

Restricted – Expendable: Net position whose use is subject to externally imposed conditions that can be fulfilled by the actions of the University or by the passage of time.

Unrestricted: All other categories of net position. Unrestricted net position may be designated by the University.

The University has adopted a policy of generally utilizing restricted – expendable funds, when available, prior to unrestricted funds.

Cash and Equivalents

Cash and equivalents consist entirely of highly liquid financial instruments with an original maturity date of three months or less.

Allowance for Doubtful Accounts

Accounts receivable are periodically evaluated for collectability based on past history with students. Provisions for losses on receivables are determined on the basis of loss experience, known and inherent risks in the receivables portfolio, the estimated value of underlying collateral, and current economic conditions.

Inventories

Inventories are stated at the lower of cost (first-in, first-out, and retail inventory method) or market, and consist primarily of bookstore, dining, health, and residential life services items. Inventory for the year ended June 30, 2021 totaled \$3,160,857.

UNIVERSITY OF RHODE ISLAND
(a Component Unit of the State of Rhode Island)

Notes to the Financial Statements - Continued

For the Year Ended June 30, 2021

Capital Assets

Real estate assets, including improvements, are generally stated at cost. Furnishings and equipment are stated at cost at date of acquisition or, in the case of gifts, at fair value at date of donation. In accordance with the BOE's capitalization policy, all land is capitalized, regardless of value. Vehicles, equipment, computer software for internal use, and works of art and historical treasures with a unit cost of \$5,000 or more are capitalized. Building, leasehold, and infrastructure improvements with a unit cost of \$50,000 or more are capitalized. Interest costs on debt related to capital assets are capitalized during the construction period and then depreciated over the lives of the assets. University capital assets, with the exception of land and construction in progress are depreciated on a straight-line basis over their estimated useful lives, which range from 5 to 50 years. The costs of normal maintenance and repairs that do not add to the value of the asset or materially extend assets lives are not capitalized.

Compensated Absences

University employees are granted vacation and sick leave in varying amounts. In the event of termination, an employee is paid for those accumulated vacation and sick days allowable in accordance with the applicable union contract or, in the case of non-union personnel, according to State or University policy.

Amounts of vested and accumulated vacation and sick leave are reported as accrued compensation and benefits. Amounts are determined based upon the compensation rates in effect as of the statement of net position date.

Pensions

For purposes of measuring the net pension liability, deferred outflows of resources and deferred inflows of resources related to pensions, and pension expense, information about the fiduciary net position of the Employees' Retirement System ("ERS") and the additions to/deductions from ERS' fiduciary net position have been determined on the same basis as they are reported by ERS. For this purpose, benefit payments (including refunds of employee contributions) are recognized when due and payable in accordance with the benefit terms. Investments are reported at fair value.

UNIVERSITY OF RHODE ISLAND
(a Component Unit of the State of Rhode Island)

Notes to the Financial Statements - Continued

For the Year Ended June 30, 2021

Post-employment Benefits

For purposes of measuring the net post-employment benefits other than pension obligations ("OPEB") liability, deferred outflows of resources and deferred inflows of resources related to OPEB, and OPEB expense, information about the fiduciary net position of the State Employees' OPEB Cost-Sharing Plan ("SEP") and the Board of Education Cost-Sharing OPEB Plan ("BOEP") (collectively referred to as the "Plans") and additions to/deductions from the Plans' fiduciary net position have been determined on the same basis as they are reported by the Plans. For this purpose, the Plans recognize benefit payments when due and payable in accordance with the benefit terms. Investments are reported at fair value.

Health Insurance

The State offers various State paid health plans to each of its participating agencies. The premiums for these plans are divided among the agencies based upon the number of eligible employees. All employees share in healthcare costs. Employee contributions ranged from 15% to 25% of healthcare premiums for non-classified and classified staff. Part-time employee contributions are based on part-time salary. The costs are automatically deducted through the payroll system on a biweekly basis. The University pays the balance of the healthcare costs. Expenses incurred by the University for the 2021 healthcare premiums amounted to \$42,397,211. Employee contributions for the 2021 fiscal year were \$7,427,104.

Assessed Fringe Benefit Administrative Fund

In July 2000, the State established the Assessed Fringe Benefit Administrative Fund. This fund is used to make all payments relating to workers' compensation charges, unemployment compensation payments, and payments to employees for unused vacation and sick leave at the time of retirement or termination from State service. The State funds this account by assessing a charge based on biweekly payrolls of all State agencies. The weighted average fringe benefit assessment rates for 2021 were 3.95% for non-faculty and 3.30% for faculty. The assessed fringe benefit cost for the University was approximately \$8,443,000 for fiscal 2021.

Student Deposits and Unearned Revenue

Student deposits and advance payments received for tuition and fees for the following academic year are recorded as unearned revenue in the current year and as earned revenue in the following year.

UNIVERSITY OF RHODE ISLAND

(a Component Unit of the State of Rhode Island)

Notes to the Financial Statements - Continued

For the Year Ended June 30, 2021

Student Fees

Student tuition, dining, residence, health, and other fees are presented net of scholarships and fellowships applied to students' accounts. Certain other scholarship amounts are paid directly to, or refunded to, the student and are generally reflected as expenses.

Tax Status

The University is a component unit of the State of Rhode Island and is therefore generally exempt from income taxes under Section 115 of the Internal Revenue Code.

Use of Estimates

The preparation of financial statements in conformity with accounting principles generally accepted in the United States of America requires management to make estimates and assumptions about future events. These estimates and assumptions affect the reported amounts of assets and liabilities and disclosure of contingent assets and liabilities at the date of the financial statements, as well as the reported amounts of revenues and expenses during the reporting period. Management evaluates the estimates and assumptions on an ongoing basis using historical experience and other factors that management believes to be reasonable under the circumstances. Adjustments to estimates and assumptions are made as facts and circumstances require. As future events and their effects cannot be determined with certainty, actual results may differ from the estimates used in preparing the accompanying financial statements. Significant estimates and assumptions are required as part of estimating an allowance for doubtful accounts, depreciation, and determining the net pension liability and the net OPEB liability.

Risk Management

The University is exposed to various risks of loss related to general liability, property and casualty, workers' compensation, unemployment, and employee health insurance claims.

The University is insured for general liability with policy limits of \$1 million per claim and \$3 million in the aggregate with a \$500,000 deductible and Excess Liability Coverage with limits of \$25 million. Coverage under the General Liability Policy extends to faculty, staff, students, and volunteers acting within the scope of their duties on behalf of the University. Employed healthcare providers are covered under an institutional medical malpractice policy, including a separate policy covering physicians. This policy does not apply to actions relating to federal/civil rights, eminent domain, and breach of contract. Such claims are covered under the Educator's Legal

UNIVERSITY OF RHODE ISLAND
(a Component Unit of the State of Rhode Island)

Notes to the Financial Statements - Continued

For the Year Ended June 30, 2021

Liability policy which provides \$10 million of coverage to directors, officers and the Board of Trustees, and covers claims of discrimination, wrongful termination, and failure to grant tenure.

Crime coverage for University employees is carried with a limit of \$10 million and a deductible of \$150,000.

Buildings and contents are insured against fire, theft, and natural disaster to the extent that losses exceed \$200,000 per incident and do not exceed \$200 million. A separate inland marine policy insures specifically listed property items such as computer equipment, valuable papers, fine arts, contractors' equipment, and miscellaneous property at various limits of insurance and deductibles. The University also maintains Hull, Property & Indemnity coverage on a specific schedule of watercraft. This policy has a limit of \$15 million. The hull limits vary by vessel with various deductibles. A separate policy insures the University's 184-foot research vessel. The amount of settlements has not exceeded insurance coverage in the years ended June 30, 2019, 2020, or 2021.

All vehicles are owned by the State, which insures them for liability through an outside carrier. The policy is a loss retrospective program where premiums can be adjusted for claims incurred. Workers' compensation, unemployment, and employee health and life insurance claims are self-insured and managed by the State.

Adoption of New Accounting Pronouncement

The University adopted GASB Statement 84, *Fiduciary Activities*. The objective of this Statement is to establish criteria for identifying fiduciary activities. The implementation of this statement did not have a material effect on the financial statements.

UNIVERSITY OF RHODE ISLAND
(a Component Unit of the State of Rhode Island)

Notes to the Financial Statements - Continued

For the Year Ended June 30, 2021

New Governmental Accounting Pronouncements

GASB Statement 87 – *Leases*, is effective for periods beginning after June 15, 2021. Implementation of this standard will require lessees to recognize on their statement of net position the rights and obligations results from leases categorized as operating leases as assets, liabilities, or deferred inflows / outflows of resources. It provides for an election on leases with terms of less than twelve months to be excluded from this Standard. Management has not completed its review of the requirements of this standard and its applicability.

GASB Statement 89 – *Accounting for Interest Costs Incurred before the End of a Construction Period*, is effective for reporting periods beginning after December 15, 2020. The objectives of this Statement are: (1) to enhance the relevance and comparability of information about capital assets and the cost of borrowing for a reporting period and (2) to simplify accounting for interest cost incurred before the end of a construction period. Management has not completed its review of the requirements of this standard and its applicability.

GASB Statement 91 – *Conduit Debt Obligations*, is effective for reporting periods beginning after December 15, 2021. The objective of this Statement is to improve the consistency of reporting conduit debt. This Statement requires government entities that issue conduit debt, but are not the obligors, not to recognize the liability unless it is more likely than not that the government issuer will service the debt. Management has not completed its review of the requirements of this standard and its applicability.

GASB Statement 92 – *Omnibus 2020*, is effective for reporting periods beginning after June 15, 2021. The objective of this Statement is to improve comparability in financial reporting for leases, pensions, OPEB, and asset retirement obligations. Management has not completed its review of the requirements of this standard and its applicability.

GASB Statement 94 – *Public-Private and Public-Private Partnerships and Availability Payment Arrangements*, is effective for reporting periods beginning after June 15, 2022. The objective of this Statement is to provide accounting and financial reporting guidance for arrangements in which the governmental entity (the transferor) contracts with an operator to provide public services by conveying control of the right to operate or use a nonfinancial asset. Management has not completed its review of the requirements of this standard and its applicability.

UNIVERSITY OF RHODE ISLAND
(a Component Unit of the State of Rhode Island)

Notes to the Financial Statements - Continued

For the Year Ended June 30, 2021

GASB Statement 96 – *Subscription-Based Information Technology Arrangements (SBITA)*, is effective for reporting periods beginning after June 15, 2022. The objective of this Statement is to provide accounting and financial reporting guidance for transactions in which a governmental entity contracts with another party for the right to use their software. A right-of-use asset and a corresponding liability would be recognized for SBITAs. Management has not completed its review of the requirements of this standard and its applicability.

GASB Statement 97 – *Certain Component Unit Criteria, and Accounting and Financial Reporting for Internal Revenue Code Section 457, Deferred Compensation Plans*, is effective for reporting periods beginning after June 15, 2021. The objective of this Statement is to provide financial reporting consistency in which the potential component unit does not have a governing board and the primary government performs the duties that a governing board would perform. In the absence of a governing board of the potential component unit, the situation should be treated the same as the primary government appointing a majority of the potential component unit’s governing board. Management has not completed its review of the requirements of this standard and its applicability.

Note 2 - **Cash, Equivalent, and Investments**

Cash and Equivalents

The University’s policy is in accordance with Chapter 35-10.1 of the Rhode Island General Laws dealing with the Public Finance, which states that any depository institution holding public deposits shall insure or pledge eligible collateral equal to one hundred percent (100%) with any time deposit with maturities greater than sixty (60) days. If any depository institution does not meet its minimum capital standards as prescribed by its federal regulator, they shall insure or pledge eligible collateral equal to one hundred percent (100%) of all public deposits. None of the University’s cash deposits were required to be collateralized by law since there are no time deposits that exceed 60 days.

The University does not have a policy for custodial credit risk associated with deposits.

UNIVERSITY OF RHODE ISLAND
(a Component Unit of the State of Rhode Island)

Notes to the Financial Statements - Continued

For the Year Ended June 30, 2021

At June 30, 2021, the carrying amount of the University's cash deposits was \$143,955,972, and the bank balance was \$146,501,343. Deposits are exposed to custodial credit risk if they are not covered by depository insurance, and the deposits are:

- a) Uncollateralized,
- b) Collateralized with securities held by the pledging financial institution, or
- c) Collateralized with securities held by the pledging financial institution's trust department or agent but not in the depositor-government's name.

Of the bank balance, \$91,104,430 was covered by federal depository insurance ("FDIC"), and \$55,373,410 was collateralized with securities held by the pledging financial institution in the University's name as of June 30, 2021. The remaining amount, \$23,503, was uninsured and uncollateralized. The insured balance reflects FDIC insurance and guarantee programs in effect during 2021.

At June 30, 2021, the University had investments (cash equivalents) consisting of \$3,407,886 in the Ocean State Investment Pool Trust ("OSIP"), an investment pool established by the State General Treasurer. The University's investment accounted for 0.62% of the total investment in OSIP at June 30, 2021. Agencies, authorities, commissions, boards, municipalities, political subdivisions, and other public units of the State may invest in OSIP. OSIP has met the criteria outlined in GASB Statement No. 79 – *Certain External Investment Pools and Pool Participants*, to permit election to report its investments at amortized cost which approximates fair value. The OSIP is not rated and the weighted average maturity of investments held in the pool, by policy, is not to exceed 60 days. OSIP transacts with its participants at a stable net asset value ("NAV") per share. Investments reported at the NAV are not subject to the leveling categorization. There are no participant withdrawal limitations. OSIP issues a publicly available financial report that can be obtained by writing to the Office of the General Treasurer, Finance Department, 50 Service Avenue – 2nd Floor, Warwick, RI 02886.

Funds on Deposit with Bond Trustee

The deposit with bond trustee is invested in money market funds with First American Treasury Obligations Fund. These funds are uninsured but invest exclusively in short-term U.S. Treasury obligations, including repurchase agreements secured by U.S. Treasury obligations. As of June 30, 2021, the First American Treasury Obligations Fund had a rating of A+ by Standard and Poor's and A2 by Moody's.

UNIVERSITY OF RHODE ISLAND
(a Component Unit of the State of Rhode Island)

Notes to the Financial Statements - Continued

For the Year Ended June 30, 2021

Component Units

The Foundation and the Research Foundation's investments at June 30, 2021 are reported at fair market value and are composed of the following:

	Foundation	Research Foundation	Total
Equity Securities	\$ 127,271,047	\$ -	\$ 127,271,047
Fixed Income	75,610,363	-	75,610,363
Capital Funds	16,826,240	-	16,826,240
Hedge Funds	49,822,047	-	49,822,047
Real Assets Funds	25,394	-	25,394
Equity Investment in Private Company	-	963,496	963,496
	\$ 269,555,091	\$ 963,496	\$ 270,518,587

Promulgations of the Financial Accounting Standards Board have established a framework for measuring fair value of the investments, which provides a hierarchy that prioritizes the inputs to valuation techniques used to measure fair value. Please refer to the financial statements of the respective component unit for more information.

Note 3 - **Accounts Receivable**

Accounts receivable, which are anticipated to be collected within one year, include the following at June 30, 2021:

Student accounts receivable	\$	12,425,829
Grants receivable		6,715,317
Unbilled grants receivables		35,076,790
Other receivables		10,262,945
		64,480,881
Less: allowance for doubtful accounts		(7,638,222)
	\$	56,842,659

UNIVERSITY OF RHODE ISLAND
(a Component Unit of the State of Rhode Island)

Notes to the Financial Statements - Continued

For the Year Ended June 30, 2021

Note 4 - **Loans Receivable**

The University participates in the Federal Perkins Loan, Nursing Loan, and Health Profession Loan Programs. These programs are funded through a combination of federal and institutional resources. The portion of these programs that has been funded with federal funds is ultimately refundable to the U.S. Government upon the termination of the University's participation in the programs.

Loans receivable include the following at June 30, 2021:

Perkins loans	\$	2,944,187
Nursing loans		1,753,706
Health profession loans		1,992,846
Other		<u>685,734</u>
		7,376,473
Less: allowance for doubtful accounts		<u>(577,922)</u>
	\$	<u><u>6,798,551</u></u>

The Federal Perkins Loan Program Extension Act of 2015 (the "Extension Act"), enacted on December 18, 2015, extended the Perkins Loan Program through September 30, 2017. The Extension Act states that new Perkins loans cannot be disbursed to students after September 30, 2017. Students that received a fall semester Perkins Loan disbursement before October 1, 2017 were eligible to receive a spring semester Perkins Loan disbursement. No further extensions were granted for the program as of the date of issuance of these financial statements.

UNIVERSITY OF RHODE ISLAND
(a Component Unit of the State of Rhode Island)

Notes to the Financial Statements - Continued

For the Year Ended June 30, 2021

Note 5 - **Capital Assets**

Capital assets of the University consist of the following at June 30, 2021:

	Estimated lives (in years)	Beginning balance	Additions	Reductions	Reclassifi- cations	Ending balance
Capital assets not depreciated:						
Land	-	\$ 2,187,121	\$ -	\$ -	\$ -	\$ 2,187,121
Construction in progress	-	26,831,628	10,887,547	-	(27,093,851)	10,625,324
Total not depreciated		29,018,749	10,887,547	-	(27,093,851)	12,812,445
Capital assets depreciated:						
Land improvements	15-25	83,174,931	-	-	8,246,281	91,421,212
Buildings, including improvements	10-50	1,194,471,019	-	-	18,847,570	1,213,318,589
Furnishings and equipment (including cost of capital leases)	5-15	116,698,030	9,971,302	(1,802,425)	-	124,866,907
Total depreciated		1,394,343,980	9,971,302	(1,802,425)	27,093,851	1,429,606,708
Less accumulated depreciation:						
Land improvements		42,032,247	3,289,797	-	-	45,322,044
Building, including improvements		407,901,717	35,879,790	-	-	443,781,507
Furnishings and equipment		86,907,805	6,204,562	(1,651,060)	-	91,461,307
Total accumulated depreciation		536,841,769	45,374,149	(1,651,060)	-	580,564,858
Capital assets, net		\$ 886,520,960	\$ (24,515,300)	\$ (151,365)	\$ -	\$ 861,854,295

UNIVERSITY OF RHODE ISLAND
(a Component Unit of the State of Rhode Island)

Notes to the Financial Statements - Continued

For the Year Ended June 30, 2021

Note 6 - **Long-Term Liabilities**

Long-term liabilities consist of the following at June 30, 2021:

	Beginning balance	Additions	Reductions	Ending balance	Current portion
Leases and bonds payable:					
Lease obligations	\$ 25,800	\$ -	\$ 7,200	\$ 18,600	\$ 7,200
Due to primary government					
Certificate of participation (COP)	22,331,000	-	3,065,000	19,266,000	1,677,000
Revenue bonds payable	268,479,588	-	10,696,814	257,782,774	11,143,551
Premium on bonds payable	23,108,184	-	2,016,869	21,091,315	1,997,482
Loans payable	493,226	-	125,072	368,154	120,126
Total leases and bonds payable	<u>314,437,798</u>	<u>-</u>	<u>15,910,955</u>	<u>298,526,843</u>	<u>14,945,359</u>
Other long-term liabilities:					
Compensated absences	20,847,665	3,031,888	1,829,635	22,049,918	1,542,571
Grant refundable	8,286,036	-	1,771,922	6,514,114	-
Net pension liability	118,982,224	-	3,350,683	115,631,541	-
Net OPEB liability	39,336,450	-	5,316,618	34,019,832	-
Total Other long-term liabilities	<u>187,452,375</u>	<u>3,031,888</u>	<u>12,268,858</u>	<u>178,215,405</u>	<u>1,542,571</u>
Total long-term liabilities	<u>\$ 501,890,173</u>	<u>\$ 3,031,888</u>	<u>\$ 28,179,813</u>	<u>\$ 476,742,248</u>	<u>\$ 16,487,930</u>

UNIVERSITY OF RHODE ISLAND
(a Component Unit of the State of Rhode Island)

Notes to the Financial Statements - Continued

For the Year Ended June 30, 2021

Bonds Payable

The revenue bonds consist of the following:

Series 2008 B University of Rhode Island Auxiliary Enterprise Revenue Issue, 8%, interest due semiannually through 2024, all principal is due 2024	\$ 3,830,000
Series 2009 B University of Rhode Island Auxiliary Revenue Issue, 3% to 5.25%, due semiannually through 2029	12,130,000
Series 2010 A University of Rhode Island Educational and General Revenue Issue, 3% to 5%, due semiannually through 2041	9,995,000
Series 2013 A University of Rhode Island Educational and General Revenue Refunding Issue, 2% to 3%, due semiannually through 2024	1,475,000
Series 2013 B University of Rhode Island Educational and General Revenue Refunding Issue, 2% to 3%, due semiannually through 2024	1,652,245
Series 2013 C University of Rhode Island Auxiliary Revenue Issue, 2% to 5%, due semiannually through 2025	9,255,000
Series 2013 D University of Rhode Island Auxiliary Revenue Issue, 2% to 5%, due semiannually through 2024	2,435,529
Series 2016 A University of Rhode Island Educational and General Revenue Refunding Issue, 3% to 5%, due semiannually through 2036	26,790,000
Series 2016 B University of Rhode Island Auxiliary Revenue Issue, 4% to 5%, due semiannually through 2035	49,245,000
Series 2017 A University of Rhode Island Auxiliary Revenue Issue, 4% to 5%, due semiannually through 2047	76,895,000
Series 2017 B University of Rhode Island Auxiliary Revenue Refunding Issue, 4% to 5%, due semiannually through 2040	35,560,000
Series 2017 C University of Rhode Island Educational and General Revenue Issue, 3% to 3.5%, due semiannually through 2047	4,140,000
Series 2017 D University of Rhode Island Educational and General Revenue Refunding Issue, 3% to 5%, due semiannually through 2024	5,840,000
Series 2018 A University of Rhode Island Educational and General Revenue Issue, 4% to 5%, due semiannually through 2039	16,395,000
Series 2018 B University of Rhode Island Auxiliary Revenue Issue, 3% to 5%, due semiannually through 2039	2,145,000
	\$ 257,782,774

UNIVERSITY OF RHODE ISLAND
(a Component Unit of the State of Rhode Island)

Notes to the Financial Statements - Continued

For the Year Ended June 30, 2021

The bonds issued by the Rhode Island Health and Education Building Corporation (the "Corporation") are special limited obligations of the BOE acting on behalf of the University. The refunding and general and educational bonds are secured by all available revenues of the BOE derived from the University and State appropriations for the University. The auxiliary enterprise revenue bonds are secured by all auxiliary enterprise revenue of the University.

On November 14, 2008, the Corporation issued the University of Rhode Island Auxiliary Enterprise Revenue Issue Series 2008 B Bonds, par amount of \$3,830,000 to pay expenses relating to the 2004 B swap termination. The refunding resulted in a difference between the reacquisition price and the net carrying amount of the old debt of \$1,105,000. The University entered into the bond refunding with the goal to achieve cost savings primarily through the reduction of interest expense. There was an economic gain (difference between the present value of the old and new debt service payments) of approximately \$2.6 million. Payment on this bond will be made September 2024.

On June 18, 2009, the Corporation issued the University of Rhode Island Auxiliary Enterprise Revenue Issue, Series 2009 B Bonds with a par amount of \$18,205,000. The proceeds of the Series 2009 B Bonds were used to finance fire protection and life safety improvements.

On February 17, 2010, the Corporation issued the University of Rhode Island Educational and General Revenue Issue, Series 2010 A Bonds with a par amount of \$13,725,000. The proceeds of the Series 2010 A Bonds were used to repave and reconstruct major parking facilities, internal roadways, and walkways across three of its four campuses.

On June 18, 2013, the Corporation issued the Higher Education Facility Revenue Bonds, University of Rhode Island Educational and General Revenue Refunding Issue, Series 2013 A with a par amount of \$6,195,000. The proceeds of the Series 2013 A Bonds were used to refund all Higher Education Facility Revenue Bonds, University of Rhode Island, Series 1997, and to refund all University of Rhode Island Educational and General Revenue, Series 2002 bonds. The University entered into the bond refunding with the goal to achieve cost savings primarily through the reduction of interest expense.

UNIVERSITY OF RHODE ISLAND
(a Component Unit of the State of Rhode Island)

Notes to the Financial Statements - Continued

For the Year Ended June 30, 2021

On June 18, 2013, the Corporation issued the Higher Education Facility Revenue Bonds, University of Rhode Island Educational and General Revenue Refunding Issue, Series 2013 B with a par amount of \$5,464,231. The proceeds of the Series 2013 B Bonds were used to refund all Higher Education Facility Revenue Bonds, University of Rhode Island, Series 2003 C Bonds. The University entered into the bond refunding with the goal to achieve cost savings primarily through the reduction of interest expense.

On June 18, 2013, the Corporation issued the Higher Education Facility Revenue Bonds, University of Rhode Island Auxiliary Enterprise Revenue Refunding Issue, Series 2013 C Bonds with a par amount of \$23,695,000. The proceeds of the Series 2013 C Bonds were used to advance refund all Higher Education Facility Revenue Bonds, University of Rhode Island, Series 2004 A bonds. The University entered into the bond refunding with the goal to achieve cost savings primarily through the reduction of interest expense.

On June 18, 2013, the Corporation issued the Higher Education Facility Revenue Bonds, University of Rhode Island Auxiliary Enterprise Revenue Refunding Issue, Series 2013 D with a par amount of \$7,538,244. The proceeds of the Series 2013 D Bond were used to refund all Higher Education Facility Revenue Bonds, University of Rhode Island, Series 2003 B bonds. The University entered into the bond refunding with the goal to achieve cost savings primarily through the reduction of interest expense.

On September 28, 2016, the Corporation issued the Higher Education Facility Revenue Bonds, University of Rhode Island Educational and General Revenue Refunding Issue, Series 2016 A with a par amount of \$35,155,000. The proceeds of the Series 2016 A Bonds were used to finance and refinance the design, construction, renovation, improvement, and equipping of certain utility systems and other infrastructure, including wastewater, electrical, telecommunications, natural gas connections, and storm water management systems, as well as roadways, walkways, and parking facilities of the University. The University refunded all Higher Education Facility Revenue Bonds, University of Rhode Island, Series 2005 A, B, F, and G bonds. The University entered into the bond refunding with the goal to achieve cost savings primarily through the reduction of interest expense.

UNIVERSITY OF RHODE ISLAND
(a Component Unit of the State of Rhode Island)

Notes to the Financial Statements - Continued

For the Year Ended June 30, 2021

On September 28, 2016, the Corporation issued the Higher Education Facility Revenue Bonds, University of Rhode Island Auxiliary Enterprise Revenue Refunding Issue, Series 2016 B with a par amount of \$53,355,000. The proceeds of the Series 2016 B Bonds were used to refund all Higher Education Facility Revenue Bonds, University of Rhode Island, Series 2005 C and D Bonds, and Series 2008 A Bonds. The University entered into the bond refunding with the goal to achieve cost savings primarily through the reduction of interest expense.

On October 17, 2017, the Corporation issued the Higher Education Facility Revenue Bonds, University of Rhode Island Auxiliary Enterprise Revenue Issue, Series 2017 A with a par amount of \$76,895,000. The proceeds of the Series 2017 A Bonds were used for the design and construction of a new, multi-story apartment-style student residence building with 500 beds, located west of White Horn Brook on the University's Kingston Campus.

On October 17, 2017, the Corporation issued the Higher Education Facility Revenue Bonds, University of Rhode Island Auxiliary Enterprise Revenue Refunding Issue, Series 2017 B with a par amount of \$35,560,000. The proceeds of the Series 2017 B Bonds were used to refund the Higher Education Facility Revenue Bonds, University of Rhode Island, Series 2010 B bonds. The University entered into the bond refunding with the goal to achieve cost savings primarily through the reduction of interest expense.

On October 17, 2017, the Corporation issued the Higher Education Facility Revenue Bonds, University of Rhode Island Educational and General Revenue Issue, Series 2017 C with a par amount of \$4,235,000. The proceeds of the Series 2017 C Bonds were used for site-enabling facility relocation, utility and hardscape and landscape infrastructure, and site work related to the design and construction of a new, multi-story apartment-style student residence building.

On October 17, 2017, the Corporation issued the Higher Education Facility Revenue Bonds, University of Rhode Island Educational and General Revenue Refunding Issue, Series 2017 D with a par amount of \$6,525,000. The proceeds of the Series 2017 D Bonds were used to refund the Higher Education Facility Revenue Bonds, University of Rhode Island, Series 2009 A Bonds. The University entered into the bond refunding with the goal to achieve cost savings primarily through the reduction of interest expense.

UNIVERSITY OF RHODE ISLAND
(a Component Unit of the State of Rhode Island)

Notes to the Financial Statements - Continued

For the Year Ended June 30, 2021

On November 28, 2018, the Corporation issued the Higher Education Facility Revenue Bonds, University of Rhode Island Educational and General Revenue Issue, Series 2018 A with a par amount of \$17,500,000. The proceeds of the Series 2018 A Bond were used for engineering and construction of upgrades and component replacements to five municipal-level utility systems on the University's Kingston Campus, the repaving and reconstruction of major parking facilities, internal roadways and walkways and associated infrastructure on the Kingston, Narragansett Bay and W. Alton Jones campuses of the University.

On November 28, 2018, the Corporation issued the Higher Education Facility Revenue Bonds, University of Rhode Island Auxiliary Enterprise Revenue Issue, Series 2018 B with a par amount of \$2,300,000. The proceeds of the Series 2018 B Bonds were used for the installation of upgraded fire alarm and sprinkler systems as well as life safety improvements in the University's auxiliary enterprise buildings, in accordance with the State Fire Code.

Principal and interest on bonds payable for the next five years and in subsequent five-year periods are as follows:

	Fixed-Rate Bonds		
	<u>Principal</u>	<u>Interest</u>	<u>Total</u>
Years ending June 30:			
2022	\$ 11,143,551	\$ 11,390,227	\$ 22,533,778
2023	11,494,677	10,870,601	22,365,278
2024	12,144,546	10,309,227	22,453,773
2025	13,855,000	9,616,156	23,471,156
2026	12,595,000	8,900,741	21,495,741
2027-2031	69,925,000	34,215,894	104,140,894
2032-2036	48,915,000	20,331,681	69,246,681
2037-2041	38,830,000	11,526,194	50,356,194
2042-2046	26,645,000	5,175,600	31,820,600
2047-2048	12,235,000	492,025	12,727,025
	<u>\$ 257,782,774</u>	<u>\$ 122,828,346</u>	<u>\$ 380,611,120</u>

Amortization of the bond premium and deferred loss on debt refunding are included with interest expense. Interest costs on all debt for the year ended June 30, 2021 were \$11,196,075.

UNIVERSITY OF RHODE ISLAND
(a Component Unit of the State of Rhode Island)

Notes to the Financial Statements - Continued

For the Year Ended June 30, 2021

Due to Primary Government - Certificate of Participation ("COP") Energy Conservation

The Certificate of Participation consists of the following:

Certificate of participation (COP) Energy Conservation - 2011 A payable to the State of Rhode Island. Original amount of debt issued - \$5,590,000, 2% to 4.5% due annually through 2026	\$ 2,980,000
Certificate of participation (COP) Energy Conservation - 2017 B payable to the State of Rhode Island. Original amount of debt issued - \$6,910,000, 3% to 5% due annually through 2032	6,110,000
Certificate of participation (COP) Energy Conservation Refunding - 2017 C payable to the State of Rhode Island. Original amount of debt issued - \$1,838,000 5% due annually through 2032 with a reduction to total debt service of \$163,221 and an economic gain of \$161,289	496,000
Certificate of participation (COP) Energy Conservation Refunding - 2018 A payable to the State of Rhode Island. Original amount of debt issued - \$10,195,000 5% due annually through 2034	9,680,000
	\$ 19,266,000

Principal and interest on Certificates of Participation ("COP") for the next five years and in subsequent five-year periods are as follows:

	Principal	Interest	Total
Years ending June 30:			
2022	\$ 1,677,000	\$ 893,600	\$ 2,570,600
2023	1,804,000	813,775	2,617,775
2024	1,665,000	728,075	2,393,075
2025	1,790,000	648,500	2,438,500
2026	1,930,000	563,075	2,493,075
2027-2031	6,895,000	1,681,625	8,576,625
2032-2034	3,505,000	196,975	3,701,975
	\$ 19,266,000	\$ 5,525,625	\$ 24,791,625

UNIVERSITY OF RHODE ISLAND
(a Component Unit of the State of Rhode Island)

Notes to the Financial Statements - Continued

For the Year Ended June 30, 2021

Loans Payable

The University obtained a loan from the Rhode Island Alpha Chapter of Sigma Alpha Epsilon fraternity in November 2009 in the amount of \$850,000 for the financing of the acquisition and renovations of Sigma Alpha Epsilon fraternity house for use as student housing for the International Engineering Program. The loan is payable in monthly installments of \$7,173 that includes interest at 6.0%, through September 15, 2024.

Principal and interest of loans payable are as follows:

	<u>Principal</u>		<u>Interest</u>		<u>Total</u>
Years ending June 30:					
2022	\$ 120,126	\$	13,233	\$	133,359
2023	124,620		8,741		133,361
2024	102,103		3,971		106,074
2025	21,305		213		21,518
	<u>\$ 368,154</u>	<u>\$</u>	<u>26,158</u>	<u>\$</u>	<u>394,312</u>

Lease Obligations

The University entered into a \$43,200 lease for equipment in fiscal year 2019 requiring 6 years of payments at \$7,200 a year.

The following schedule summarizes future minimum payments under all non-cancelable leases:

	<u>Principal</u>		<u>Interest</u>		<u>Total</u>
Years ending June 30:					
2022	\$ 7,200	\$	-	\$	7,200
2023	7,200		-		7,200
2024	4,200		-		4,200
	<u>\$ 18,600</u>	<u>\$</u>	<u>-</u>	<u>\$</u>	<u>18,600</u>

UNIVERSITY OF RHODE ISLAND
(a Component Unit of the State of Rhode Island)

Notes to the Financial Statements - Continued

For the Year Ended June 30, 2021

Note 7 - **Pension**

Plan Description

Certain employees of the University participate in a cost-sharing, multiple-employer, defined benefit pension plan - the Employees' Retirement System plan - administered by the Employees' Retirement System of the State of Rhode Island (the "System"). Under a cost-sharing plan, pension obligations for employees of all employers are pooled and plan assets are available to pay the benefits of the employees of any participating employer providing pension benefits through the plan, regardless of the status of the employers' payment of its pension obligation to the plan. The plan provides retirement and disability benefits and death benefits to plan members and beneficiaries.

The System issues a publicly available financial report that includes financial statements and required supplementary information for the plans. The report may be obtained at <http://www.ersri.org>.

Benefit Provisions

The level of benefits provided to participants is established by Chapter 36-10 of the Rhode Island General Laws, which is subject to amendment by the General Assembly. Member benefit provisions vary based on service credits accumulated at dates specified in various amendments to the Rhode Island General Laws outlining minimum retirement age, benefit accrual rates, and maximum benefit provisions. In general, members accumulate service credits for each year of service subject to maximum benefit accruals of 80% or 75%. For those hired after June 30, 2012, the benefit accrual rate is 1% per year with a maximum benefit accrual of 40%. Members eligible to retire at September 30, 2009 may retire with 10 years of service at age 60 or after 28 years of service at any age.

The retirement eligibility age increases proportionately for other members reflecting years of service and other factors until it aligns with the Social Security Normal Retirement Age, which applies to any member with less than 5 years of service as of July 1, 2012. Members are vested after 5 years of service.

The plan provides for survivors benefits for service-connected death and certain lump-sum death benefits. Joint and survivor benefit provision options are available to members.

UNIVERSITY OF RHODE ISLAND

(a Component Unit of the State of Rhode Island)

Notes to the Financial Statements - Continued

For the Year Ended June 30, 2021

Cost-of-living adjustments are provided but are currently suspended until the collective plans covering State employees and teachers reach a funded status of 80%. Until the plans reach an 80% funded status, interim cost-of-living adjustments are provided at four-year intervals.

The plan also provides nonservice-connected disability benefits after five years of service and service-connected disability benefits with no minimum service requirement.

Contributions

The funding policy, as set forth in the Rhode Island General Laws, Section 36-10-2, provides for actuarially determined periodic contributions to the plan. For fiscal 2020, University employees with less than 20 years of service as of July 1, 2012, were required to contribute 3.75% of their annual covered salary. Employees with more than 20 years of service as of July 1, 2012 were required to contribute 11% of their annual covered salary. The University is required to contribute at an actuarially determined rate; the rate was 27.54% of annual covered payroll for the fiscal year ended June 30, 2021. The University contributed \$10,144,593, \$10,145,538, and \$9,917,091 for the fiscal years ended June 30, 2021, 2020 and 2019, respectively, equal to 100% of the required contributions for each year.

Pension Liabilities, Pension Expense, and Deferred Outflows of Resources and Deferred Inflows of Resources

At June 30, 2021, the University reported a liability of \$115,631,541 for its proportionate share of the net pension liability related to its participation in ERS. The net pension liability was measured as of June 30, 2020, the measurement date, and the total pension liability used to calculate the net pension liability was determined by an actuarial valuation as of June 30, 2019 rolled forward to the June 30, 2020 measurement date. The University proportion of the net pension liability was based on its share of contributions to the ERS for fiscal year 2020 relative to the total contributions of all participating employers for that fiscal year. At June 30, 2020, the University proportion was 5.08%.

UNIVERSITY OF RHODE ISLAND
(a Component Unit of the State of Rhode Island)

Notes to the Financial Statements - Continued

For the Year Ended June 30, 2021

For the year ended June 30, 2021, the University recognized pension expense of \$9,797,318. At June 30, 2021, the University reported deferred outflows of resources and deferred inflows of resources related to pensions from the following sources:

Deferred Outflows of Resources

Changes of assumptions	\$	2,728,467
Differences between expected and actual experience		994,010
Net difference between projected and actual investment earnings		2,311,911
Contributions made after the measurement date		10,144,593
	\$	<u>16,178,981</u>

Deferred Inflows of Resources

Differences between expected and actual experience	\$	79,835
Changes of assumptions		2,274,850
Changes in proportion and difference between employer contributions and proportionate share of contributions		8,032,624
Total	\$	<u>10,387,309</u>

Contributions of \$10,144,593 are reported as deferred outflows of resources related to pensions resulting from the University's contributions in fiscal year 2021 subsequent to the measurement date and will be recognized as a reduction of the net pension liability at the June 30, 2021 measurement date.

UNIVERSITY OF RHODE ISLAND
(a Component Unit of the State of Rhode Island)

Notes to the Financial Statements - Continued

For the Year Ended June 30, 2021

Other amounts reported as deferred outflows of resources and deferred inflows of resources related to pensions will be recognized in pension expense as follows:

Year ended June 30:		
2022	\$	(1,058,399)
2023		(1,450,478)
2024		(1,160,850)
2025		(479,278)
2026		(203,916)
	<u>\$</u>	<u>(4,352,921)</u>

Actuarial Methods and Assumptions

The total pension liability was determined using the following actuarial assumptions, applied to all periods included in the measurement:

Actuarial Cost Method	Entry Age Normal – the individual entry age actuarial cost
Amortization method	Level Percent of Payroll - Closed
Inflation	2.50%
Salary increases	3.25% to 6.25%
Investment rate of return	7.00%

Mortality rates were variants of the PUB (10) Tables for Healthy and Disabled Retirees, projected with Scale Ultimate MP16.

The actuarial assumptions used in the June 30, 2019 valuations rolled forward to June 30, 2020 and the calculation of the total pension liability at June 30, 2020 were consistent with the results of an actuarial experience study performed as of June 30, 2019.

The long-term expected rate of return best-estimate on pension plan investments was determined by the actuary using a building-block method. The actuary started by calculating best-estimate future expected real rates of return (expected returns net of pension plan investment expense and inflation) for each major asset class, based on a collective summary of capital market expectations from 39 sources. These return assumptions are then weighted by the target asset allocation percentage, factoring in correlation effects, to develop the overall long-term expected rate of return best-estimate on an arithmetic basis.

UNIVERSITY OF RHODE ISLAND
(a Component Unit of the State of Rhode Island)

Notes to the Financial Statements - Continued

For the Year Ended June 30, 2021

The June 30, 2020 expected arithmetic returns over the long-term (20 years) by asset class are summarized in the following table:

Asset Class	Long-Term Target Asset Allocation	Long-Term Expected Real Rate of Return
GROWTH		
Global Equity		
U.S. Equity	23.00%	6.31%
International Developed Equity	12.10%	6.71%
Emerging Markets Equity	4.90%	8.69%
<i>Sub-total</i>	40.00%	
Private Growth		
Private Equity	11.25%	9.71%
Non-Core RE	2.25%	5.66%
Opportunistic Private Credit	1.50%	9.71%
<i>Sub-total</i>	15.00%	
Income		
High Yield Infrastructure	1.00%	3.88%
REITS	1.00%	5.66%
Equity Options	2.00%	6.04%
EMD (50/50 Blend)	2.00%	2.28%
Liquid Credit	2.80%	3.88%
Private Credit	3.20%	3.88%
<i>Sub-total</i>	12.00%	

UNIVERSITY OF RHODE ISLAND
(a Component Unit of the State of Rhode Island)

Notes to the Financial Statements - Continued

For the Year Ended June 30, 2021

<u>Asset Class</u>	<u>Long-Term Target Asset Allocation</u>	<u>Long-Term Expected Real Rate of Return</u>
STABILITY		
Crisis Protection Class		
Treasury Duration	5.00%	0.10%
Systematic Trend	5.00%	3.84%
<i>Sub-total</i>	10.00%	
 Inflation Protection		
Core Real Estate	3.60%	5.66%
Private Infrastructure	2.40%	6.06%
TIPS	2.00%	0.74%
<i>Sub-total</i>	8.00%	
 Volatility Protection		
IG Corp Credit	3.25%	1.54%
Securitized Credit	3.25%	1.54%
Absolute Return	6.50%	3.84%
Cash	2.00%	0.10%
<i>Sub-total</i>	15.00%	
Total	100.00%	

These return assumptions are then weighted by the target asset allocation percentage, factoring in correlation effects, to develop the overall long-term rate of return best-estimate on an arithmetic basis.

UNIVERSITY OF RHODE ISLAND
(a Component Unit of the State of Rhode Island)

Notes to the Financial Statements - Continued

For the Year Ended June 30, 2021

Discount Rate

The discount rate used to measure the total pension liability was 7.0%. The projection of cash flows used to determine the discount rate assumed that contributions from plan members will be made at the current contribution rate and that contributions from the employers will be made at statutorily required rates, actuarially determined. Based on those assumptions, the pension plan's fiduciary net position was projected to be available to make all projected future benefit payments of current plan members. Therefore, the long-term expected rate of return on pension plan investments was applied to all periods of projected benefit payments to determine the total pension liability.

Sensitivity of the Net Pension Liability to Changes in the Discount Rate

The following presents the net pension liability calculated using the discount rate of 7.0% as well as what the net pension liability would be if it were calculated using a discount rate that is 1-percentage-point lower or 1-percentage-point higher than the current rate.

1.00 % Decrease (6.0 Discount Rate)	Current (7.0 Discount Rate)	1.00 % Increase (8.0 Discount Rate)
\$ 137,921,199	\$ 115,631,541	\$ 88,732,461

Pension Plan Fiduciary Net Position

As noted earlier, ERS issues a publicly available financial report that includes financial statements and required supplementary information for the plans. The report may be obtained at <http://www.ersri.org>. The report contains detailed information about the pension plan's fiduciary net position.

UNIVERSITY OF RHODE ISLAND
(a Component Unit of the State of Rhode Island)

Notes to the Financial Statements - Continued

For the Year Ended June 30, 2021

Note 8 - **Other Post-Employment Benefits**

Plan Description

Certain employees of the University participate in one of two OPEB plans: the State Employees' OPEB Cost-Sharing Plan ("SEP") and the Board of Education Cost-Sharing OPEB Plan ("BOEP") (collectively referred to as the "Plans"). The Plans are cost-sharing, multiple-employer, defined benefit OPEB plans included within the State Employees' and Electing Teachers OPEB System (the "OPEB System").

Under a cost sharing plan, OPEB obligations for employees of all employers are pooled and plan assets are available to pay the benefits of the employees of any participating employer providing OPEB benefits through the plan, regardless of the status of the employers' payment of its OPEB obligation to the plan. The Plans provide health care benefits to plan members.

The OPEB System is administered by the OPEB Board and was authorized, created, and established under Chapter 36-12.1 of the RI General Laws. The OPEB Board was established under Chapter 36-12.1 as an independent board to hold and administer, in trust, the funds of the OPEB System. The four members of the OPEB Board are: the State Controller, the State Budget Officer, the State Personnel Administrator, and the General Treasurer, or their designees.

The OPEB System issues a separate publicly available financial reports that includes financial statements and required supplementary information for each plan. The reports may be obtained at <http://www.oag.ri.gov/reports.html>.

Membership and Benefit Provisions

The Plans within the OPEB System generally provide healthcare coverage to pre-Medicare eligible retirees and health reimbursement account contributions or Medicare supplement coverage for members who are Medicare eligible. Members may purchase coverage for spouses and dependents. Dental and vision coverage may be purchased by these groups with no state subsidy.

Members of the OPEB System must meet the eligibility and services requirements set forth in the RI General Laws or other governing documents. RIGL Sections 16-17.1-1 and 2, 36-10-2, 36-12.1, 36-12-2.2 and 36-12-4 govern the provisions of the OPEB System, and they may be amended in the future by action of the General Assembly.

UNIVERSITY OF RHODE ISLAND
(a Component Unit of the State of Rhode Island)

Notes to the Financial Statements - Continued

For the Year Ended June 30, 2021

Contributions

SEP

The funding policy, as set forth in the General Laws and which may be amended at any time, provides for actuarially determined periodic contributions to the plans. The University is required to contribute at an actuarially determined rate; the rate was 5.49% of annual covered payroll for the fiscal year ended June 30, 2021. The University contributed \$2,038,323, \$2,567,074 and \$2,313,183 for the fiscal years ended June 30, 2021, 2020 and 2019, respectively, equal to 100% of the required contributions for each year. Active employees do not make contributions to the plan. Retired member contributions consist of the required retiree share of coverage based on the time of retirement and years of service.

BOEP

The funding policy, as set forth in the General Laws and which may be amended at any time, provides for actuarially determined periodic contributions to the plans. The University is required to contribute at an actuarially determined rate; the rate was 2.93% of covered payroll for the fiscal year ended June 30, 2021. The University contributed \$1,731,739, \$2,398,482, and \$2,459,611 for the fiscal years ended June 30, 2021, 2020 and 2019, respectively, equal to 100% of the required contributions for each year.

Active employees contribute 0.9% of payroll to the plan. Retired employees have varying co-pay percentages ranging from 0% to 50% based on age and years of service at retirement.

OPEB Liabilities, OPEB Expense, and Deferred Outflows of Resources and Deferred Inflows of Resources Related to OPEB

At June 30, 2021, the University reported liabilities of \$18,379,522 and \$15,640,310 for its proportionate share of the net OPEB liability related to its participation in the SEP and BOEP, respectively. The net OPEB liability was measured as of June 30, 2020, the measurement date, and the total OPEB liability used to calculate the net OPEB liability was determined for each plan by a separate actuarial valuation as of June 30, 2019, rolled forward to the June 30, 2020 measurement date.

The University's proportion of the net OPEB liability was based on its share of contributions to the Plans for fiscal year 2020 relative to the total contributions of all participating employers for that fiscal year. At June 30, 2020, the University's proportion was 5.09% and 43.76% for the SEP and the BOEP, respectively.

UNIVERSITY OF RHODE ISLAND
(a Component Unit of the State of Rhode Island)

Notes to the Financial Statements - Continued

For the Year Ended June 30, 2021

For the year ended June 30, 2021, the University recognized OPEB expense of \$523,697 and \$737,298 for the SEP and the BOEP, respectively. At June 30, 2020, the University reported deferred outflows of resources and deferred inflows of resources related to OPEB from the following sources:

	<u>SEP</u>	<u>BOEP</u>	<u>Total</u>
Deferred Outflows of Resources Related to OPEB			
Changes of assumptions	\$ 839,268	\$ 1,095,120	\$ 1,934,388
Differences between expected and actual experience	-	1,817,825	1,817,825
Changes in proportion and difference between employer contributions and proportionate share of contributions	-	680,394	680,394
Contributions subsequent to measurement date	2,038,323	1,731,739	3,770,062
Total	<u>\$ 2,877,591</u>	<u>\$ 5,325,078</u>	<u>\$ 8,202,669</u>
Deferred Inflows of Resources Related to OPEB			
Differences between expected and actual experience	\$ 3,737,999	\$ 3,807,948	\$ 7,545,947
Changes of assumptions	1,111,634	1,070,580	2,182,214
Changes in proportion and difference between employer contributions and proportionate share of contributions	2,000,768	68,183	2,068,951
Net difference between projected and actual investment earnings	784,737	1,145,630	1,930,367
Total	<u>\$ 7,635,138</u>	<u>\$ 6,092,341</u>	<u>\$ 13,727,479</u>

Contributions of \$3,770,062, are reported as deferred outflows of resources related to OPEB resulting from the University's contributions in fiscal year 2021 subsequent to the measurement date, and will be recognized as a reduction of the net OPEB liability determined at the June 30, 2021 measurement date.

UNIVERSITY OF RHODE ISLAND
(a Component Unit of the State of Rhode Island)

Notes to the Financial Statements - Continued

For the Year Ended June 30, 2021

Other amounts reported as deferred outflows of resources and deferred inflows of resources related to OPEB will be recognized in OPEB expense as follows:

Net Deferred Outflows (Inflows) of Resources:

June 30:	SEP	BOEP	Total
2021	\$ (1,334,566)	\$ (718,639)	\$ (2,053,205)
2022	(1,253,515)	(609,078)	(1,862,593)
2023	(1,194,410)	(527,403)	(1,721,813)
2024	(1,123,085)	(311,026)	(1,434,111)
2025	(967,185)	(327,424)	(1,294,609)
Thereafter	(923,109)	(5,434)	(928,543)
	\$ (6,795,870)	\$ (2,499,004)	\$ (9,294,874)

Actuarial Methods and Assumptions

The total OPEB liability was determined using the following significant actuarial methods and assumptions:

Actuarial cost method	Early Age Normal - the Individual Entry Age Actuarial Cost Methodology is Used
Amortization method	Level percent of payroll - closed
Inflation	2.50%
Salary increases	3.00% to 6.00%
Investment rate of return	5.00%
Health Care Cost Trend Rate	8.25% in fiscal year 2020 decreasing annually to 3.50% in the fiscal year 2033 and later

UNIVERSITY OF RHODE ISLAND
(a Component Unit of the State of Rhode Island)

Notes to the Financial Statements - Continued

For the Year Ended June 30, 2021

Mortality rates for male plan members were based on the RP-2014 Combined Health for Males with Blue Collar adjustments, projected with the MP-2016 ultimate rates. Mortality rates for female plan members were based on the RP-2014 Combined Healthy for Females, projected with the MP-2016 ultimate rates.

The long-term expected rate of return best-estimate on the Plans' investments was determined by the actuary using a building-block method. The actuary started by calculating best-estimate future expected real rates of return (expected returns net of OPEB plan investment expense and inflation) for each major asset class, based on a collective summary of capital market expectations from 39 nationally recognized investment consulting firms.

The June 30, 2020 expected arithmetic returns over the long-term (20 years) by asset class are summarized in the following table for the Plans:

Asset Class	Long-Term Target Asset Allocation	Long-Term Expected Real Rate of Return
Domestic Equity	65.00%	6.31%
Fixed Income	35.00%	1.57%
	100.00%	

These return assumptions are then weighted by the target asset allocation percentage, factoring in correlation effects, to develop the overall long-term expected rate of return best-estimate on an arithmetic basis.

Discount Rate

The discount rate used to measure the total OPEB liability for the Plans was 5.0%. The projection of cash flows used to determine the discount rate assumed that contributions from plan members, if any, will be made at the current contribution rate and that contributions from the employers will be made at statutorily required rates, actuarially determined. Based on those assumptions, the Plan's fiduciary net position was projected to be available to make all projected future benefit payments of current plan members. Therefore, the long-term expected rate of return on the Plans' investments was applied to all periods of projected benefit payments to determine the total OPEB liability.

UNIVERSITY OF RHODE ISLAND
(a Component Unit of the State of Rhode Island)

Notes to the Financial Statements - Continued

For the Year Ended June 30, 2021

Sensitivity of the Net OPEB Liability to Changes in the Discount Rate

The following presents the net OPEB liability calculated using the discount rate of 5.0% as well as what the net OPEB liability would be if they were calculated using a discount rate that is 1-percentage-point lower or 1-percentage-point higher than the current rate:

		<u>1 % Decrease (4.0% Discount Rate)</u>		<u>Current (5.0% Discount Rate)</u>		<u>1 % Increase (6.0% Discount Rate)</u>
SEP	\$	22,696,927	\$	18,379,522	\$	14,803,801
BOEP	\$	21,286,997	\$	15,640,310	\$	11,026,000

Sensitivity of the Net OPEB Liability to Changes in the Healthcare Cost Trend Rate

The following table presents the net OPEB liability calculated using the healthcare cost trend rate of 8.25% and gradually decreasing to an ultimate rate of 3.5%, as well what the employers' net OPEB liability would be if they were calculated using a trend rate that is 1-percentage-point lower or 1-percentage-point higher than the current rate:

		<u>1 % Lower</u>		<u>Baseline</u>		<u>1 % Higher</u>
SEP	\$	13,982,131	\$	18,379,522	\$	23,898,402
BOEP	\$	10,174,382	\$	15,640,310	\$	22,608,844

OPEB Plan Fiduciary Net Position

The OPEB System issues a separate publicly available financial reports that includes financial statements and required supplementary information for each plan. The reports may be obtained at <http://www.oag.ri.gov/reports.html>. The report contains detailed information about the OPEB plans' fiduciary net position.

UNIVERSITY OF RHODE ISLAND
(a Component Unit of the State of Rhode Island)

Notes to the Financial Statements - Continued

For the Year Ended June 30, 2021

Note 9 - **Other Retirement Plans**

State of Rhode Island Employees Retirement System (“ERS”) Defined Contribution

Plan Description

Certain employees participating in the defined benefit plan (those with less than 20 years of service as of July 1, 2012), as described in Note 7, also participate in a defined contribution plan of the Employees’ Retirement System as authorized by Rhode Island General Law Chapter 36-10.3. The defined contribution plan was established under IRS section 401(a) and is administered by TIAA-CREF. The Retirement Board is the plan administrator and plan trustee. The employees may choose among various investment options available to plan participants. The State Investment Commission is responsible for implementing the investment policy of the plan and selecting the investment options available to members.

Contributions

Certain employees (those with less than 20 years of service as of July 1, 2012) contribute 5% of their annual covered salary and employers contribute at the following percentages of annual covered salary for these employees based on their years of service as of July 1, 2012:

<u>Years of Service</u> <u>As of 7/1/2015</u>	<u>Employer</u> <u>Contribution Rate</u>
15 - 20 Years	1.50%
10 - 15 Years	1.25%
0 - 10 Years	1.00%

Employee contributions are immediately vested while employer contributions are vested after three years of contributory service. Contributions required under the plan by both the employee and employer are established by the Rhode Island General Laws, which are subject to amendment by the General Assembly.

The University contributed and recognized as pension expense \$523,697 for the fiscal year ended June 30, 2021, equal to 100% of the required contributions for that year.

UNIVERSITY OF RHODE ISLAND (a Component Unit of the State of Rhode Island)

Notes to the Financial Statements - Continued

For the Year Ended June 30, 2021

Plan Vesting and Contribution Forfeiture Provisions

The total amount contributed by the member, including associated investment gains and losses, shall immediately vest in the member's account and is non-forfeitable. The total amount contributed by the employer, including associated investment gains and losses, vests with the member and is non-forfeitable upon completion of three (3) years of contributory service. Non-vested employer contributions are forfeited upon termination of employment. Such forfeitures can be used by employers to offset future remittances to the plan.

Retirement Benefits

Benefits may be paid to a member after severance from employment, death, plan termination, or upon a deemed severance from employment for participants performing qualified military service. At a minimum, retirement benefits must begin no later than April 1 of the calendar year following the year in which the member attains age 70½ or terminates employment, if later.

The ERS issues a publicly available financial report that includes financial statements and required supplementary information for plans administered by the system. The report may be obtained at <http://ersri.org>.

Rhode Island Board of Education Alternate Retirement Plan

Plan Description

Certain employees of the University (principally faculty and administrative personnel) are covered by individual annuity contracts under a defined contribution retirement plan, Alternate Retirement Plan, established by the BOE, which is also responsible for amending it. Eligible employees who have reached the age of 30 and who have two (2) years of service are required to participate in either the Teachers' Insurance and Annuity Association ("TIAA"), the Metropolitan Life Insurance Company or the Variable Annuity Life Insurance Company retirement plan. The BOE establishes and amends contribution rates. Eligible employees must contribute at least 5% of their gross biweekly earnings. These contributions may be made on a pre-tax basis.

Funding Policy

The University contributes 9% of the employee's gross biweekly earnings. Total expenditures by the University for such 403(b) annuity contracts amounted to \$13,612,116 during 2021. The employee contribution amounted to \$7,562,287, during 2021.

UNIVERSITY OF RHODE ISLAND
(a Component Unit of the State of Rhode Island)

Notes to the Financial Statements - Continued

For the Year Ended June 30, 2021

Note 10 - **Restricted Net Position**

The University is the recipient of funds that are subject to various external constraints upon their use, either as to purpose or time. These funds are composed of the following at June 30, 2021:

Restricted – expendable:		
Student loans	\$	3,651,038
Capital programs		<u>3,750</u>
	\$	<u>3,654,788</u>

Note 11 - **Contingencies**

Environmental Remediation

Hazardous waste found at a former drum storage site on property owned by the University polluted the ground and water in the area. The University entered into a “Consent Decree” agreement with the United States District Court on behalf of the U.S. Environmental Protection Agency (the “EPA”), the U.S. Justice Department, and the Rhode Island Department of Environmental Management (the “RIDEM”) on July 2, 2008 with regards to the West Kingston Town Dump/URI Disposal Area Superfund Site (the "Site"). A cap was placed to cover the Site and parties are now monitoring the ground water over an extended period of time through a system of monitoring wells. The University shares fiscal responsibility with the towns of South Kingstown and Narragansett. The University has accrued a liability of \$809,031 relating to the remediation project, operation and maintenance costs, and site reviews. The related costs for the year ended June 30, 2021 were \$192,502.

Legal

On September 23, 2019, a family filed suit against the University of Rhode Island and the Council for Postsecondary Education, in the death of a family member, who drowned at the Tootell Aquatic Center at the University. Discovery is ongoing. The impact of this matter, if any, cannot presently be determined.

UNIVERSITY OF RHODE ISLAND
(a Component Unit of the State of Rhode Island)

Notes to the Financial Statements - Continued

For the Year Ended June 30, 2021

Two purported class action lawsuits were filed against the University in 2020. The plaintiffs claim that they have suffered academic harm after the 2020 spring semester transitioned to distance learning. Management vigorously disputes the plaintiffs' claims. Since the litigation is still in the discovery phase, management cannot provide a reasonable estimate of the outcome.

Other

In addition to the judgement and suit noted above, various lawsuits are pending or threatened against the University that arose from the ordinary course of operations. In the opinion of management, no other litigation is now pending, or threatened, that has a probability of materially affecting the University's financial position.

At June 30, 2021, the University is a guarantor of loans to fraternities and sororities in the amount of \$50,000.

The University receives significant financial assistance from federal and State agencies in the form of grants. Expenditures of funds under these programs require compliance with the grant agreements and are subject to audit. Any disallowed expenditures resulting from such audits become a liability of the University. In the opinion of management, such adjustments, if any, are not expected to materially affect the financial condition of the University.

Note 12 - **Operating Expenses**

The University's operating expenses, as presented on a natural classification basis, are as follows for the year ended June 30, 2021:

Compensation and benefits	\$ 337,839,820
Supplies and services	141,080,650
Depreciation	45,374,149
Scholarships and fellowships	45,993,611
	<u>\$ 570,288,230</u>

UNIVERSITY OF RHODE ISLAND
(a Component Unit of the State of Rhode Island)

Notes to the Financial Statements - Continued

For the Year Ended June 30, 2021

Note 13 - **State Appropriation**

Direct Appropriations

Pursuant to the Rhode Island General Law Section 16-59-9, the legislative-enacted budget reflects the budget passed by the General Assembly and signed by the Governor as well as any subsequent re-appropriations. The Board reviews and approves the unrestricted and restricted budgets and makes recommendations to the Governor and General Assembly for revisions to the current year's budget and the ensuing year's budget for the entities it oversees. As part of the University's annual budget process for unrestricted and restricted funds, the Board allocates specific amounts in the budget, which are allocated for the following categories: (1) salaries and wages; (2) operating expenditures; and (3) outlays for personnel costs, utilities, repairs, capital and student aid, as well as the overall budget allocation.

State Capital Plan Funds

The Rhode Island Capital Plan Fund ("RICAP") was modeled on a financial technique originating in the State of Delaware. In fiscal year 2021, the State reserved 3% of its general revenues to fund a Budget Reserve and Cash Stabilization Fund. Once the fund reaches a maximum threshold (5% of fiscal year financial resources), the balance is transferred to RICAP. RICAP is used for capital expenditures. The technique is a "pay-as-you-go" process that avoids increasing the state's debt burden. Higher education has received allocations through this program since fiscal year 1995.

The University's State Capital Plan Allocations are composed of the following for the year ended June 30, 2021:

Fine Arts Center	\$ 935,794
Asset Protection	<u>2,482,378</u>
	<u>\$ 3,418,172</u>

State Contributed Capital

In November 2014, the Rhode Island voters approved the issuance of \$125 million General Obligations Bonds for higher education facilities. The bond provides funding for the construction of the Engineering Building. During fiscal year 2021, the University spent \$55,000.

UNIVERSITY OF RHODE ISLAND
(a Component Unit of the State of Rhode Island)

Notes to the Financial Statements - Continued

For the Year Ended June 30, 2021

In November 2016, the Rhode Island voters approved the issuance of \$45 million General Obligations Bonds for higher education facilities. The bond provides \$25 million for the renovations of Bliss Hall and \$20 million for an innovation campus that will support cutting-edge research into products, services and businesses that will build Rhode Island's economy. During fiscal year 2021, the University spent \$160,000.

In November 2018, the Rhode Island voters approved the issuance of \$70 million General Obligations Bonds for higher education facilities. The bond provides \$45 million for the new Ocean Technology building and an infrastructure upgrade to the Pier. The bond also provided \$25 million to Rhode Island College for enhancements to Horace Mann Hall. During fiscal year 2021, the University spent \$2.07 million.

The expenditures funded from the proceeds of the above-mentioned general obligation bonds and capitalized as fixed assets during fiscal year 2021 totaled \$2.3 million.

The University's State appropriations are composed of the following for the year ended June 30, 2021:

Direct Appropriations	\$ 78,152,796
State Capital Plan Funds	3,418,172
State Contributed Capital	<u>2,288,413</u>
	<u>\$ 83,859,381</u>

In accordance with Rhode Island State law, unexpended capital plan appropriations lapse after June 30th of the fiscal year in which appropriated. Such funds may be applied for again in the subsequent fiscal year.

Note 14 - **Related Parties**

The University of Rhode Island Student Senate (the "Student Senate") is a legally separate tax-exempt entity associated with the University.

UNIVERSITY OF RHODE ISLAND
(a Component Unit of the State of Rhode Island)

Notes to the Financial Statements - Continued

For the Year Ended June 30, 2021

The Student Senate accounts for various student organizations and receives the student activity fees collected by the University. The Student Senate also operates the Memorial Union Board which generates revenue from its own activities including Ram Tours and the 193 Degrees Coffee House. The University transferred \$1,743,879 to the Student Senate during the 2021 fiscal year representing student fees collected on the Student Senate's behalf. At June 30, 2021, \$21,902 was due to the Student Senate and no amounts were due from the Student Senate. Revenues of the Student Senate for fiscal year 2021 were \$2,467,363, and expenses totaled \$1,707,771. Net position of the Student Senate at June 30, 2021 totaled \$4,766,817.

Note 15 - **Joint Venture**

Municipal joint ventures pool resources to share the costs, risks, and rewards of providing services to their participants, the general public, or others. The University, in coordination with the Towns of South Kingstown and Narragansett, shares in the maintenance costs of the regional wastewater system, which was constructed during the late 1970s. Each is responsible for its share of the net capital and administrative costs of the project. The University's fiscal 2021 share of capital expenditures amounted to \$592,443.

In addition to capital costs, the University is responsible for its proportionate share of the total operating costs of the regional wastewater system. Its share of the operating costs is in proportion to its share of the total flow into the common facilities as determined by metering devices and a predetermined percentage of operating costs of certain other facilities. The University's share of operating costs amounted to \$0 in 2021. Financial information may be obtained at the Town of South Kingstown, 180 High Street, Wakefield, Rhode Island 02879.

Note 16 - **Pass-Through Loans**

The University distributed \$76,128,933 during fiscal 2021, for student loans through the U.S. Department of Education federal direct lending program. These distributions and related funding sources are not included as expenses and revenues or as cash disbursements and cash receipts in the accompanying financial statements.

**REQUIRED SUPPLEMENTARY
INFORMATION**

UNIVERSITY OF RHODE ISLAND
(a Component Unit of the State of Rhode Island)

Schedule of the University's Proportionate Share of the Net Pension Liability (Unaudited)

Employees' Retirement System

Year ended	June 30, 2021	June 30, 2020	June 30, 2019	June 30, 2018	June 30, 2017	June 30, 2016	June 30, 2015
Measurement date	June 30, 2020	June 30, 2019	June 30, 2018	June 30, 2017	June 30, 2016	June 30, 2015	June 30, 2014
Valuation date	June 30, 2019	June 30, 2018	June 30, 2017	June 30, 2016	June 30, 2015	June 30, 2014	June 30, 2013
University's proportion of the net pension liability	5.08%	5.25%	5.50%	5.64%	5.80%	5.69%	5.63%
University's proportionate share of the net pension liability	\$ 115,631,541	\$ 118,982,224	\$ 123,705,037	\$ 127,132,520	\$ 123,019,948	\$ 113,015,599	\$ 100,312,100
University's covered payroll	\$ 38,444,631	\$ 37,736,267	\$ 38,327,209	\$ 39,083,540	\$ 39,018,501	\$ 38,019,134	\$ 36,798,276
University's proportionate share of the net pension liability as a percentage of its covered payroll	300.77%	315.30%	322.76%	325.28%	315.29%	297.26%	272.60%
Plan fiduciary net position as a percentage of the total pension liability	52.60%	52.80%	52.53%	51.83%	51.88%	55.03%	55.03%

Notes:

The amounts presented for each fiscal year were determined as of June 30 measurement date prior to the fiscal year-end.

The GASB pronouncement requiring the presentation of the information on this schedule became effective for years beginning after June 15, 2014 and is intended to provide data for the most recent ten years.

See accompanying notes to the required supplemental information.

UNIVERSITY OF RHODE ISLAND
(a Component Unit of the State of Rhode Island)

Schedule of the University's Contributions - Pension (Unaudited)

Employees' Retirement System

For the Years Ended June 30,

Year ended	<u>2021</u>	<u>2020</u>	<u>2019</u>	<u>2018</u>	<u>2017</u>	<u>2016</u>	<u>2015</u>
Statutorily required contribution	\$ 10,144,593	\$ 10,145,538	\$ 9,917,091	\$ 9,531,977	\$ 9,903,769	\$ 9,223,974	\$ 8,869,864
Contributions in relation to the statutorily required contribution	<u>(10,144,593)</u>	<u>(10,145,538)</u>	<u>(9,917,091)</u>	<u>(9,531,977)</u>	<u>(9,903,769)</u>	<u>(9,223,974)</u>	<u>(8,869,864)</u>
Contribution deficiency (excess)	<u>\$ -</u>	<u>\$ -</u>	<u>\$ -</u>	<u>\$ -</u>	<u>\$ -</u>	<u>\$ -</u>	<u>\$ -</u>
University's covered payroll	\$ 36,835,850	\$ 38,444,631	\$ 37,736,267	\$ 38,327,209	\$ 39,083,540	\$ 39,018,501	\$ 38,019,134
Contribution as a percentage of covered payroll	27.54%	26.39%	26.28%	24.87%	25.34%	23.64%	23.33%

Notes:

Employers participating in the State's Employee's Retirement System are required by RI General Laws, Section 36-10-2, to contribute an actuarially determined contribution rate each year.

The GASB pronouncement requiring the presentation of the information on this schedule became effective for years beginning after June 15, 2014 and is intended to provide data for the most recent ten years.

See accompanying notes to the required supplemental information.

UNIVERSITY OF RHODE ISLAND
(a Component Unit of the State of Rhode Island)

**Notes to the Pension Required Supplementary Information (Unaudited) -
Continued**

Pension Schedules

Note 1 - **Factors Affecting Trends for Amounts Related to the Net Pension Liability**

Measurement Date - June 30, 2020

As part of the 2020 Actuarial Experience Study for the six-year period ending June 30, 2019 as approved by the System Board on May 22, 2020, certain assumptions were modified and reflected in the determination of net pension liability (asset) at the June 30, 2020 measurement date. The following summarizes the more significant changes in assumptions:

- Updated the underlying mortality tables from the RP-2014 set of tables to the public sector-based PUB (10) tables.
- Increased slightly the probabilities of turnover.
- Decreased slightly the probabilities of retirement.
- Modified slightly the probabilities of disability, including adding material incidence of disability for members in the age ranges that historically have been eligible to retire but under prospective provisions are not.

Measurement Date - June 30, 2019

There were no changes in actuarial methods or assumptions or benefits reflected in the calculation of the net pension liability as of the June 30, 2020, 2019 and 2018 measurement dates compared to the June 30, 2019, 2018 and 2017 measurement dates. Benefits were also unchanged between these measurement dates.

Measurement Date - June 30, 2018

There were no changes in benefits reflected in the calculation of net pension liability as of the June 30, 2018 measurement date compared to the June 30, 2017 measurement date. Benefits were also unchanged between these measurement dates.

Measurement Date - June 30, 2017

There were no changes in actuarial methods or assumptions or benefits reflected in the calculation of the net pension liability as of the June 30, 2017 measurement date compared to the June 30, 2016 measurement date. Benefits were also unchanged between these measurement dates.

UNIVERSITY OF RHODE ISLAND
(a Component Unit of the State of Rhode Island)

**Notes to the Pension Required Supplementary Information (Unaudited) -
Continued**

Pension Schedules

Measurement Date - June 30, 2016

There were no changes in actuarial methods or assumptions or benefits reflected in the calculation of the net pension liability as of the June 30, 2016 measurement date compared to the June 30, 2015 measurement date. Benefits were also unchanged between these measurement dates.

Measurement Date - June 30, 2015

There were no changes in actuarial methods or assumptions reflected in the calculation of the net pension liability as of the June 30, 2015 measurement date compared to the June 30, 2014 measurement date.

Benefit changes, which resulted from the settlement of the pension litigation and the subsequent enactment of those settlement provisions by the General Assembly, are reflected in the calculation of the net pension liability at the June 30, 2015 measurement date. Significant benefit changes are summarized below:

- Employees with more than 20 years of service at July 1, 2012 will increase their employee contribution rates to 11% for State employees and participate solely in the defined benefit plan effective July 1, 2015 – service credit accruals will increase from 1% to 2% per year.
- Members are eligible to retire upon the attainment of: age 65 with 30 years of service, 64 with 31 years of service, 63 with 32 years of service, or 62 with 33 years of service. Members may retire earlier if their RI Retirement Security Act date is earlier or are eligible under a transition rule.
- The COLA formula was adjusted to 50% of the COLA and is calculated by taking the previous 5-year average investment return, less the discount rate (5 year return – 7.5%, with a max of 4%) and 50% calculated using the previous year's CPI-U (max of 3%) for a total max COLA of 3.5%. The COLA is calculated on the first \$25,855, effective, 01/01/2016, and indexed as of that date as well.
- Other changes included providing interim cost-of-living increases at four rather than five-year intervals, providing a one-time cost-of-living adjustment of 2% (applied to first \$25,000), two \$500 stipends, and minor adjustments.

UNIVERSITY OF RHODE ISLAND
(a Component Unit of the State of Rhode Island)

Schedule of the University's Proportionate Share of the Net OPEB Liability (Unaudited)

State Employees' and Electing Teachers OPEB System Plan

State Employees' Cost-Sharing OPEB Plan

Year ended	June 30, 2021	June 30, 2020	June 30, 2019	June 30, 2018
Measurement date	June 30, 2020	June 30, 2019	June 30, 2018	June 30, 2017
Valuation date	June 30, 2019	June 30, 2018	June 30, 2017	June 30, 2017
University's proportion of the net OPEB liability	5.09%	5.27%	5.47%	5.63%
University's proportionate share of the net OPEB liability	\$ 18,379,522	\$ 23,020,969	\$ 27,863,116	\$ 29,240,408
University's covered payroll	\$ 38,602,617	\$ 38,681,990	\$ 38,664,465	\$ 40,292,278
University's proportionate share of the net OPEB liability as a percentage of its covered payroll	47.61%	59.51%	72.06%	72.57%
Plan fiduciary net position as a percentage of the total OPEB liability	42.51%	33.57%	26.25%	22.38%

Board of Education OPEB Cost-Sharing Plan

Year ended	June 30, 2021	June 30, 2020	June 30, 2019	June 30, 2018
Measurement date	June 30, 2020	June 30, 2019	June 30, 2018	June 30, 2017
Valuation date	June 30, 2019	June 30, 2018	June 30, 2017	June 30, 2017
University's proportion of the net OPEB liability	43.76%	43.92%	43.65%	41.84%
University's proportionate share of the net OPEB liability	\$ 15,640,310	\$ 16,315,488	\$ 22,067,270	\$ 21,947,067
University's covered payroll	\$ 58,786,324	\$ 56,413,096	\$ 54,963,670	\$ 52,620,675
University's proportionate share of the net OPEB liability as a percentage of its covered payroll	26.61%	28.92%	40.15%	41.71%
Plan fiduciary net position as a percentage of the total OPEB liability	57.32%	51.60%	38.59%	32.05%

Notes:

The amounts presented for each fiscal year were determined as of June 30 measurement date prior to the fiscal year-end.

The GASB pronouncement requiring the presentation of the information on this schedule became effective for years beginning after June 15, 2017 and is intended to provide data for the most recent ten years.

See accompanying notes to the required supplemental information.

UNIVERSITY OF RHODE ISLAND
(a Component Unit of the State of Rhode Island)

Schedule of the University's Contributions - OPEB (Unaudited)

State Employees' and Electing Teachers OPEB System Plan

State Employees' Cost-Sharing OPEB Plan

Year ended	<u>June 30, 2021</u>	<u>June 30, 2020</u>	<u>June 30, 2019</u>	<u>June 30, 2018</u>
Statutorily determined contribution	\$ 2,038,323	\$ 2,567,074	\$ 2,313,183	\$ 2,312,135
Contributions in relation to the statutorily determined contribution	<u>(2,038,323)</u>	<u>(2,567,074)</u>	<u>(2,313,183)</u>	<u>(2,312,135)</u>
Contribution deficiency (excess)	<u>\$ -</u>	<u>\$ -</u>	<u>\$ -</u>	<u>\$ -</u>
University's covered payroll	\$ 37,127,923	\$ 38,602,617	\$ 38,681,990	\$ 38,664,465
Contributions as a percentage of covered payroll	5.49%	6.65%	5.98%	5.98%

Board of Education OPEB Cost-Sharing Plan

Year ended	<u>June 30, 2021</u>	<u>June 30, 2020</u>	<u>June 30, 2019</u>	<u>June 30, 2018</u>
Statutorily determined contribution	\$ 1,731,739	\$ 2,398,482	\$ 2,459,611	\$ 2,396,416
Contributions in relation to the statutorily determined contribution	<u>(1,731,739)</u>	<u>(2,398,482)</u>	<u>(2,459,611)</u>	<u>(2,396,416)</u>
Contribution deficiency (excess)	<u>\$ -</u>	<u>\$ -</u>	<u>\$ -</u>	<u>\$ -</u>
University's covered payroll	\$ 59,103,720	\$ 58,786,324	\$ 56,413,096	\$ 54,963,670
Contributions as a percentage of covered payroll	2.93%	4.08%	4.36%	4.36%

Notes:

Employers participating in the State Employee's Retirement System are required by RI General Laws, Section 36-10-2, to contribute an actuarially determined contribution rate each year.

The GASB pronouncement requiring the presentation of the information on this schedule became effective for years beginning after June 15, 2017 and is intended to provide data for the most recent ten years.

See accompanying notes to the required supplemental information.

UNIVERSITY OF RHODE ISLAND

(a Component Unit of the State of Rhode Island)

Notes to the OPEB Required Supplementary Information (Unaudited)

OPEB Schedules

Note 1 - **Factors Affecting Trends for Amounts Related to the Net OPEB Liability**

The actuarial methods and assumptions used to calculate the net OPEB liability of the participating employers are described in Note 8 to the financial statements. The following information is presented about factors that significantly affect trends in the amounts reported between years.

Measurement Date – June 30, 2020

The “Cadillac tax”, which was a tax provision from the federal Affordable Care Act (ACA), was repealed in December 2019. As a result, liability amounts previously included for the “Cadillac tax” within the development of the total OPEB liability has been removed as of the June 30, 2020 measurement date.

Measurement Date - June 30, 2019

The June 30, 2018 actuarial valuation rolled forward to the June 30, 2019 measurement date reflected a change in excise tax load on pre-65 liabilities from 11.0% to 9.5%.

Measurement Date - June 30, 2018

There were no changes in actuarial methods and assumptions reflected in the calculation of the net OPEB liability as of June 30, 2018 measurement date compared to the June 30, 2017 measurement date.

Measurement Date - June 30, 2017

Certain actuarial assumptions for the State Employees' OPEB Cost-Sharing Plan ("SEP") and the Board of Education Cost-Sharing OPEB Plan ("BOEP") (collectively referred to as the "Plans") were updated to match the assumptions used for State Employees in the pension valuation for the Employees' Retirement System of Rhode Island ("ERSRI") and the results of an actuarial experience investigation performed for ERSRI at June 30, 2016. Changes were made to the following assumptions:

- Merit and longevity portion of the salary increase assumption
- Rates of separation from active membership
- Rates of retirement
- Rates of disability
- The rate of wage inflation
- The mortality assumption
- The trend assumption
- Aging factors and health and inflation trends

UNIVERSITY OF RHODE ISLAND
(a Component Unit of the State of Rhode Island)

Notes to the OPEB Required Supplementary Information (Unaudited)

OPEB Schedules

The excise tax load on pre-65 liabilities was changed from 13.8% to 11.0%. The Patient Protection and Affordable Care Act includes an excise tax on high cost health plans beginning in 2022. The excise tax is 40% of costs above a threshold. The actual actuarial assumptions used in the most recent valuations assume that the Plans will be subject to the excise tax in 2022.

Note 2 - **Actuarially Determined Contributions**

The annual required contributions for fiscal year 2021 were determined based on the June 30, 2019 valuation of the Plans.

**Independent Auditors' Report on Internal Control Over
Financial Reporting and on Compliance and Other Matters
Based on an Audit of Financial Statements Performed in
Accordance with *Government Auditing Standards***



**Independent Auditors' Report on Internal Control Over Financial Reporting
and on Compliance and Other Matters Based on an Audit of Financial
Statements Performed in Accordance with *Government Auditing Standards***

The Board of Trustees of
The University of Rhode Island
Kingston, Rhode Island

We have audited, in accordance with auditing standards generally accepted in the United States of America and the standards applicable to financial audits contained in *Government Auditing Standards* issued by the Comptroller General of the United States, the financial statements of the University of Rhode Island (the "University"), which comprise the statement of net position as of June 30, 2021, the related statements of revenues and expenses and changes in net position and cash flow for the year then ended, and the related notes to the financial statements, which collectively comprise the University's basic financial statements, and have issued our report thereon dated November 5, 2021. Our report includes a reference to other auditors who audited the financial statements of The University of Rhode Island Foundation & Alumni Engagement and the University of Rhode Island Research Foundation, Inc. as described in our report on the University's financial statements. This report does not include the results of the other auditors' testing of internal control over financial reporting or compliance and other matters that are reported on separately by those auditors.

Internal Control Over Financial Reporting

In planning and performing our audit of the financial statements, we considered the University of Rhode Island's internal control over financial reporting (internal control) as a basis for designing audit procedures that are appropriate in the circumstances for the purpose of expressing our opinion on the financial statements, but not for the purpose of expressing an opinion on the effectiveness of the University's internal control. Accordingly, we do not express an opinion on the effectiveness of the University's internal control.

A deficiency in internal control exists when the design or operation of a control does not allow management or employees, in the normal course of performing their assigned functions, to prevent, or detect and correct, misstatements on a timely basis. A *material weakness* is a deficiency, or a combination of deficiencies, in internal control, such that there is a reasonable possibility that a material misstatement of the entity's financial statements will not be prevented, or detected and corrected on a timely basis. A *significant deficiency* is a deficiency, or a combination of deficiencies, in internal control that is less severe than a material weakness, yet important enough to merit attention by those charged with governance.


Our consideration of internal control was for the limited purpose described in the first paragraph of this section and was not designed to identify all deficiencies in internal control that might be material weaknesses or significant deficiencies. Given these limitations, during our audit we did not identify any deficiencies in internal control that we consider to be material weaknesses. However, material weaknesses may exist that have not been identified.

Compliance and Other Matters

As part of obtaining reasonable assurance about whether the University of Rhode Island's financial statements are free from material misstatement, we performed tests of its compliance with certain provisions of laws, regulations, contracts, and grant agreements, noncompliance with which could have a direct and material effect on the financial statements. However, providing an opinion on compliance with those provisions was not an objective of our audit and accordingly, we do not express such an opinion. The results of our tests disclosed no instances of noncompliance or other matters that are required to be reported under *Government Auditing Standards*.

Purpose of this Report

The purpose of this report is solely to describe the scope of our testing of internal control and compliance and the results of that testing, and not to provide an opinion on the effectiveness of the entity's internal control or on compliance. This report is an integral part of an audit performed in accordance with *Government Auditing Standards* in considering the entity's internal control and compliance. Accordingly, this communication is not suitable for any other purpose.



**Certified Public Accountants
Braintree, Massachusetts**

November 5, 2021