

URI 101

A Guide for a Successful URI Experience



THE
UNIVERSITY
OF RHODE ISLAND
UNIVERSITY COLLEGE
FOR ACADEMIC
SUCCESS

Welcome

Welcome to the University of Rhode Island, New Rams!

URI 101 will focus on academic planning and the transition to college. When you complete this course you should have a better understanding of the University of Rhode Island, its academic requirements, resources, and opportunities available to you.

Mindset, academic major and career exploration will be central themes of the class, as well as working collaboratively with others while developing essential skills for your academic success. When you need to know where to go, what to do, or see what's nearby, Rhody Connect has the answers.

Download the NEW RHODY CONNECT MOBILE APP!
Apple App Store | Google Play



Table of Contents

Self Care and Succeeding in College	4 - 10
• Decision Making	5
• Healthy Mind, Healthy Body	6
• Listening to Different Perspectives	7
• Relationships	8
• Time Management	9
• Advice from former URI 101 Mentors	10
Academics	11 - 23
• Academic Advising	12
• Academic Calendar	13
• Classes	14-16
• Curriculum Sheets	17
• Degree Granting Colleges and Types of Degrees	18
• Exploring Majors	19-21
• Tests and Grades	22
• Advice from former URI 101 Mentors	23
Campus Life	24-35
• Involvement: Clubs, Intramural Sports, and Greek Life, Oh My!	25-27
• Living and Learning at URI	28-30
• URI Departments and What They Do	31-33
• Advice from former URI 101 Mentors	34-35
Technology	36-44
• Brightspace	37
• eCampus	38-39
• Email	40
• Handshake	41
• IT Service Desk	42
• Starfish	43-44
Glossary of URI Terms	45-51
• Did someone just use a term and you have no idea what it means? Go to the glossary for a quick answer.	



Self Care and Succeeding in College



Self Care and Succeeding in College

Decision Making



Adapting to college life requires lots of decision making.

Question: Do you make decisions quickly or do you agonize?

Imagine you walk into the dining hall and you have one minute to make a choice about lunch today. **How do you feel?** Are you overwhelmed by choices or do you choose the first item that sounds good? Do you stick with your first choice or do you change your mind? What is the impact of the decision?

Consider this: What's the impact of making the "wrong" choice?

Let's return to your lunch order -- say you were going back and forth for the full minute, torn between a sandwich and a salad. You finally decided on the salad, but when the food comes you wish you got the sandwich.

While this example seems silly, **people expend significant amounts of energy and stress over small, low-impact decisions every day.**

There are 2 main reasons why people have a hard time making a decision:

- Fear
- Not having enough information

These two concerns can often be overcome through **sorting** -- categorizing and narrowing down lots of options to only two options. Formal sorting isn't likely needed for your lunch order, but it can help you when choosing a major, deciding which organization to join, utilizing a resource on campus, and determine who you want to get to know!

Your URI 101 book is designed to give you enough information to feel confident in making decisions. For example, if you are uncertain about your major, read the sections on degree granting colleges, curriculum sheets, and major clusters -- they will help you sort through options and determine what is best for you.

Remember, **you can change your major**, so don't be afraid to make that decision!

Self Care and Succeeding in College

Healthy Mind, Healthy Body



If you have a social media account, you have likely seen the meme of the triangle with good grades, social life, enough sleep: choose two. (if not, look to your left).

The option that people often eliminate in that triangle is sleep. All three options are vital, but **sleep is a lot more important to your learning and success than you may realize!**

Did you know:

- Humans spend one-third of their lives sleeping and a **lack of sleep** results in adverse effects on health, as well as **learning and memory problems**.
- During sleep, humans **make memories** and the human brain **clears away unwanted information** so that it will be ready to learn the next day.
- When you are sleep deprived, you **impair your ability to pay attention** and learn new information, and your brain has trouble making memories for information that you need to remember, such as coursework.
- The average college student gets just **six-and-a-half hours of sleep per night**. In case you're too tired to do the math, that adds up to 17.5 hours of lost sleep in just one week. **Not good.**

So when you stay up until 4am cramming for an exam, you may be doing more harm than good.

Shut the book and get some shut eye!



*Information taken from: The New Science of Learning : How to Learn in Harmony with your Brain.
Publisher: Sterling, Virginia : Stylus, 2013.*

Self Care and Succeeding in College

Listening to Different Perspectives

Have you ever stopped to think that your lived experience might not be the same as someone else?

Here at URI, your new classmates come from different states, different cultures and different backgrounds. **You will encounter someone who has a different perspective from you and that's a good thing!**



College is an opportunity to expand your world view, challenge your belief system, and open your mind to new ideas and experiences.

URI provides a multitude of options to learn about race, power, gender identity, religious beliefs, and many other topics

General Education Classes

Gen Ed's are a great way to learn about social justice issues, but still stay on track academically! Your C3 gen ed requirement is to "develop and exercise diversity and inclusion responsibilities", including courses on:

- AAF: African-American studies/Afro-American History
- ASL: American Sign Language
- GWS: Gender & Women's Students / Women & Politics
- HDF: Human Sexuality
- HIS: History of Religion in the United States
- PHL: Ethics

[Click here for the full list of 77 possible C3 requirement courses](#)

Student Organizations

There are clubs across campus that celebrate diversity and fight for social justice, including these categories:

- Academic (ex. National Society of Black Engineers (NSBE))
- Cultural (ex. Cape Verdean Students Association (CVSA))
- Expression (ex. URI Sign Language Club)
- Greek (ex. Sigma Lambda Upsilon/ Señoritas Latinas Unidas Sorority, Inc. (SLU))
- Mentoring (ex. Powerful Independent Notoriously Knowledgeable Women (PINK))
- Service (ex. Student Nonviolence Involvement Committee (SNIC))
- Spiritual (ex. URI Hillel)

[Click here for the full list of multicultural student organizations and to learn more](#)

Self Care and Succeeding in College

Relationships

In order to succeed in college, you need to build a support network.

Who can you call when you're stressed?
Who do you turn to for advice when making a decision?

This is the first time for many students that they are living away from home, so reach out to the person living across the hall or the sitting next to you in class - **build your new Rhody Family!**



There are many ways a person's actions and your relationship with them can impact your decision making, especially when it comes to choosing a major or career.

All First-Year students are required to **complete a course on the prevention of sexual violence** at the University of Rhode Island. The URI Title IX website directs you to Brightspace where you will complete an online education program focused on protecting students and school employees from gender-based discrimination, sexual harrassment, and sexual violence. This Title IX course has been included as a for-credit component of URI 101, EGR 105, MUS 119, and BIO 130 to streamline students' access to the course and to better encourage its completion.

URI also has the **Office of Violence Prevention and Advocacy Services (VPAS)**, which envisions a safe campus climate that is free of sexual assault, dating violence, domestic violence, and stalking. Their mission is to partner with campus members and community agencies to foster individual and collective action to end sexual and relationship violence. [Click here](#) to learn more, access resources, or get help.

Self Care and Succeeding in College

Time Management

During college you will want to learn how to balance responsibilities and set priorities.

You **manage your own time** so it is beneficial to start using tools like **Google calendar** your first year to create solid time management skills.

- Add all of your classes
- Put in reminders, like homework due dates, tests, and appointments with advisors
- Block off time for studying



[Click here](#) to create your URI Google Calendar

Remember: College is voluntary and expensive. **Skipping just one class wastes up to \$286** – think twice before hitting that snooze button!

< > September 2020 🔍 ? ⚙️ Week ▾

SUN	MON	TUE	WED	THU	FRI	SAT
20	21	22	23	24	25	26
		Academic Advisor M 9am, Roosevelt Hall	URI 101 9am, Eddy Hall lounge	Remember: Bring laptop today 9 – 10:30am		
	WRT 104 10am, Avedisian Hal		WRT 104 10am, Avedisian Hal		WRT 104 10am, Avedisian Hal	
	Lunch and Studying 11:30am – 1:30pm	COM 100 11am, Davis Hall Ro	Lunch and Studying 11:30am – 1:30pm	COM 100 11am, Davis Hall Ro	PSY 113 - Recitation 11am, White Hall roc	
		PRS 100 12:30pm, Quinn Hall		PRS 100 12:30pm, Quinn Hall		
	PSY 113 2pm, Chafee Social S	OCG 110 2pm, Chafee Social S	PSY 113 2pm, Chafee Social S	OCG 110 2pm, Chafee Social S		
			Do COM 100 Speech 4 – 5pm			

Self Care and Succeeding in College

Advice from former URI 101 Mentors



- **Residence Halls are better when clean**
 - Keep your space clean and organized - it will make your life a lot easier and stress-free if you do.



- **Don't be afraid to use Health Services or the Counseling Center**
 - Whether you think you have a sinus infection or twisted your ankle, Health Services is there to help you! They also offer services you might not expect, like nutrition consultations, women's health, behavioral/mental health, and a full pharmacy.



- **Your roommate may not end up being your best friend, and that's OK**
 - Living with a stranger is going to be a whirlwind of an experience, and it may not always be a positive one. You're going to have to keep the lines of communication open and be willing to compromise if you want to have a successful dorm experience.




- **Take advantage of the URI fitness centers**
 - There are two fitness centers on campus: the Fascitelli Fitness & Wellness Center and Mackal Field House. Both are included in your tuition, so take advantage of them and blow off some steam after class with a run or exercise class.




- **There is always a quiet place to study**
 - Your roommate is snoring and you're trying to finish your paper....not an ideal scenario. The library has the "24 hour Room" which, you guessed it, is open 24/7. This space is a great place to study and work at any time of day. Residence Hall lounges and common spaces are also places to find some peace and quiet.



- **Give your body the fuel it needs to thrive**
 - The dining halls are full of great food choices, so don't choose pizza for every meal - moderation is key. Fuel your body with some water and something green, it'll thank you.



Academics



Academics

Academic Advising

The academic advising team are eager to work with you and support you in your major choice or assist you in finding your best fit major. We have dedicated major specific advisors, as well as advisors specializing in working with undeclared/exploring students. We also have athletic academic advisors who work with varsity athletes. They are located in our satellite office in the Tootell gymnasium. Your academic advisor will provide ongoing support, programming, referrals and the kind of guidance that will keep you on track to get the most of your academic program. Advisors are available daily for starfish appointments as well as drop in hours.

You arrange your own class schedule each semester in consultation with your advisor.

- All students **register for classes in e-Campus**.
 - You are assigned a specific date and time for when you can start signing up for classes, called an **Enrollment Date**
 - This enrollment date can be found on the right side of the e-Campus home screen under the "To-Do" list.
 - Be sure to click the "details" button to see the exact time when you're allowed to register for classes. [Click here](#) for screenshots
 - **Classes fill up quickly, do not miss your start time**
- [Click here for help](#) on registering in e-Campus for classes



What is a Hold? Why do I have one?

- Registration Holds are listed on your e-Campus homepage and **prevent you from registering for classes**.
- Common Registration Holds include:
 - **Advisor Hold:** You need to meet with your academic advisor before signing up for classes to ensure you're on track for meeting your general education and major requirements
 - **Term Bill Balance Due:** You still have an outstanding tuition bill and need to contact Enrollment Services
 - **Immunization Hold:** You still need to provide your immunization records and need to contact Health Services




Academics

Academic Calendar

What is an Academic Calendar?

The URI Academic Calendar is a resource that lists all of the **key dates and deadlines** for each semester.



- **Advising Day**
 - This is the day before classes begin where Academic Advisors hold drop in hours to help you with any last minute additions or changes in your schedule before classes begin. It is typically a Tuesday
- **Classes Begin**
 - This date is the first day of classes. It is typically a Wednesday
- **e-Campus Open Add Period**
 - During the open add period, you can add and drop classes from your schedule without any penalty or it being reflected on your transcript.
- **e-Campus Permission Number Late Add Period**
 - During the late add period, you can add a new class to your schedule, but you will need to get a permission number (a code you enter into e-campus) in order to register for the course
- **Last day for students to DROP courses in e-Campus (late drop form required after this date)**
 - This is the last day you are able to drop a course in e-campus on your own. After this date, you will need to submit a form and get formal approval to drop the class
- **Holidays**
 - Particularly the fall, there are holidays that will impact your class schedule. Some holidays will cancel classes entirely, while others will shift classes to a different day. Pay attention to the academic calendar and class syllabus to be in the loop.
- **Reading Day**
 - Reading day occurs the day before finals start and is a day without any scheduled classes or activities to allow you to study for finals
- **Final Examinations**
 - Finals occur in 3 hour time blocks and are not the same day and time as your classes. [Click here](#) to see the schedule

Academics

UCAS Classes

Classes offered through University College for Academic Success (UCAS)

Need help adjusting to college classes and studying habits?


- **UCS 160: Success in HigherEd Learning Environments - 1 credit**
Analyze learning and studying in college settings; Assess college learning needs, apply effective study and work management strategies to academics, and improve metacognitive awareness and academic skills.

Don't have a major?

- **UCS 270: Academic and Career Decisions - 1 credit**
 - Development of skills and knowledge necessary to make educational and career decisions; utilize self-assessment inventories to identify aptitudes, values, and interests as they relate to majors and careers.

Have a major, but no idea what career to pursue?

- **ITR 300: Career Planning: Concepts and Skills - 3 credits**
 - Identify personal strengths, interests, and professional values related to career exploration. Develop professional job and internship search skills. This course is geared towards helping you get employed, not exploring majors.



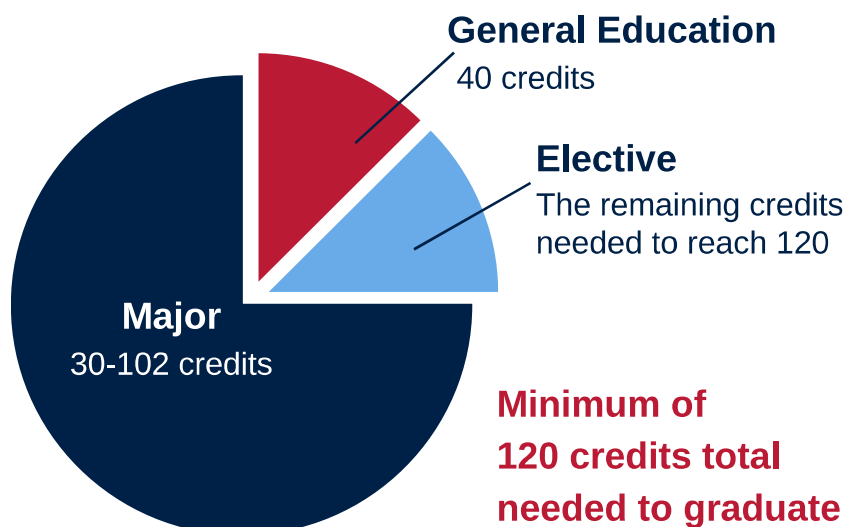
Academics

Classes

What kind of classes are there?

While each major has different requirements, as a whole, classes are categorized into 3 majors categories:

- **Major Courses**
 - These are the courses that you are required to take to complete your selected major. The number of credits required vary widely based on your major, ranging from 30 to 102 credits.
 - You can learn what courses are required for a major from its [curriculum sheet](#)
- **General Education Courses**
 - General Education Courses, or Gen Eds, allow you to examine and engage the complex, interpersonal, civic, and global issues defining our world today.
 - Gen Eds consist of 40 credits.
 - Each of the twelve outcomes (A1-D1) must be met by at least 3 credits.
 - A single course may meet more than one outcome, but cannot be double counted towards the 40 credit total.
 - At least one course must be a Grand Challenge (G designation)
 - [Click here](#) to see the list of Gen Ed requirements
- **Elective Courses**
 - Elective Courses are the courses that you take to round out your education and reach your required 120 credits to graduate.
 - These courses allow you to explore other areas of interest through skill development, service, and internships.
 - Always liked Russian History but didn't want to do a full major in History? This is your chance to learn more.




Tip:

If you have a major with a large amount of free elective credits, you can use that flexibility to add a minor or internship!

Academics

UCAS Classes



Have an internship?

- **ITR 302/304: Internship for Academic Credit**
 - 6 - 15 credits (both ITR 302 and 304 must be taken at the same time)
 - *ITR 302: 3 - 12 credits*
 - Field experience gained at internship placement site through participation in the ITR program. The experience will be defined by a job description and learning contract arranged by the ITR director between the student intern, the intern's faculty advisor, and the relevant agency supervisor.
 - *ITR 304: 3 credits*
 - Required online seminar focused on career development and internship support. Includes weekly lessons, discussion, and assignments, including learning contract, info interview, resume, LinkedIn, and online portfolio.

Want to make a difference in the community?

- **CSV 302: Community Service at URI - 1-4 credits**
 - Leadership through service participating in a service project or program that addresses a specific community need at the University (ex: URI 101 Mentor, URI Alternative Spring Break Leader, etc.). Project proposed and supervised by an instructor (permission number needed), and varies each semester
- **CSV 303 - Service in the Community - 1-4 credits**
 - Learning through a service project that addresses a specific need in the off-campus community (ex: volunteer hours with Habitat for Humanity). Project proposed and supervised by an instructor and varies each semester. Experience defined by a position description and learning contract; includes orientation and reflection.

Academics

Curriculum Sheets

What is a Curriculum Sheet?

Curriculum sheets list graduation requirements for each major. Students should meet with their academic advisor and fill in their curriculum sheet each semester to track their progress while earning a degree.

Curriculum sheets are organized by major and can be [found here](#).



Tip: Think of Curriculum Sheets as your roadmap to your degree.

- Don't know what classes to take next semester? Curriculum Sheet.
- Wondering if a major has classes you'll like? Curriculum Sheet.
- Need to know how flexible your schedule can be? Curriculum Sheet.

Course requirements and structure can be significantly different based on major!

Check out the curriculum sheets below -- Mechanical Engineering requires a rigid course structure and your schedule is locked in from Freshman year. As a Communications Major, you have more flexibility and can customize your degree.

MECHANICAL ENGINEERING - Class of 2023

Freshman Year Fall Semester			Freshman Year Spring Semester			Total Credits =
Course Code	Description	Cr	Course Code	Description	Cr	120
CHM 101	General Chemistry Lec I (A1)	3	EGR 106	Foundations of Engineering II (A4)	2	
CHM 102	General Chemistry Lab	1	MTH 142 +	Calculus II (A1, B3)	4	
EGR 105	Foundations of Engineering I (A4)	1	PHY 203	Elementary Physics I (A1)	3	
MTH 141 +	Calculus I (A1, B3)	4	PHY 273	Elementary Physics Lab I (A1)	1	
	General Education Outcome(s)*	3		General Education Outcome(s)*	3	
	General Education Outcome(s)**	3		General Education Outcome(s)**	3	
		15			16	

Sophomore Year Fall Semester			Sophomore Year Spring Semester		
Course Code	Description	Cr	Course Code	Description	Cr
ISE 240 and 241 or MCE 201	Mfg Processes and Systems (3), Mfg Processes and Systems Lab (1)	3-4	CVE 220	Mechanics of Materials	3
MCE 262	Statics	3	ISE 240 and 241 or MCE 201	Mfg Processes and Systems (3), Mfg Processes and Systems Lab (1)	3-4
MTH 243 +	Calculus for Functions of Several Vars (A1, B3)	3	MCE 263	Dynamics	3
PHY 204	Elementary Physics II (A1)	3	MTH 244	Differential Equations	3
PHY 274	Elementary Physics Lab II (A1)	1		Science Elective**	3
		13-14			15-16

Junior Year Fall Semester			Junior Year Spring Semester		
Course Code	Description	Cr	Course Code	Description	Cr
CHE 333	Engineering Materials	3	ELE 220	Passive and Active Circuits	3
MCE 301 +	Application of Mechanics in Design	3	MCE 302	Design of Machinery	3
MCE 341	Fundamentals of Thermodynamics	3	MCE 313	Intro to MCE Experimentation	3
MCE 354	Fluid Mechanics	3	MCE 340	Heat and Mass Transfer	3
MCE 372	Engineering Analysis I	3	MCE 366	System Dynamics	3
		15			15

Senior Year Fall Semester			Senior Year Spring Semester		
Course Code	Description	Cr	Course Code	Description	Cr
EGR 316G	Engineering Ethics (A3, C1, G)	3	MCE 402	Mechanical Egr Capstone Design II (D1)	3
MCE 401	Mechanical Egr Capstone Design I	3		Professional Elective***	3
MCE 414	Mechanical Engineering Experimentation	3		Professional Elective***	3
	Professional Elective***	3		General Education Outcome(s)*	3
	Professional Elective***	3		General Education Outcome(s)*	3
		15			15

Communication Studies-BA THE UNIVERSITY OF RHODE ISLAND FALL 2019-SPRING 2020
120 Credits Total
36-51 Credits in Major

ABOUT THE COMMUNICATION STUDIES DEGREE:

The BA degree program in Communication Studies provides maximum flexibility in planning for a variety of academic and occupational goals. The curriculum is personalized for each student and specific curricular, extra-curricular, and internship programs are planned as integral parts of each student's program. Courses provide the student diversity or a more focused approach, depending on the student's needs and goals.

STEP 1:

Prerequisite to Major:

Course	Semester	Credits	Grade
COM 100*/110		3	

Major Requirements:

Course	Semester	Credits	Grade
COM 202		3	
COM 221		3	
COM 381		3	
COM 382		3	
COM 383		3	
COM 2		3	
COM 2		3	
COM 3		3	
COM 3		3	
COM 4		3	
COM 4		3	
COM 4		3	

Students may elect to declare a focus area of a three-course sequence via their major electives in the following areas (do not exceed 51 COM credits)

Public Communication and Persuasion: COM 208, 208H, 210, 230, 302, 308, 316A, 316B, 334, 335, 405, 411, 415, 416, 435
Media Studies: COM 243G*, 246, 246H, 271, 307, 340, 341, 342, 346, 372, 414, 417, 440, 441, 442, 445, 446, 447
Intercultural and Interpersonal: COM 321, 322, 324, 326, 361, 361H, 421, 422
Organizational and Professional: COM 251, 325, 351, 354 (BUS 317), 402, 450, 461
Science, Environmental, and Health: COM 315, 320, 455, 460*, 462

42 credits at the 300-level or higher (major and general education courses may fulfill this requirement)

Course	Credits	Course	Credits

Free elective credits

(to meet the 120 credits required for graduation):			
Course	Credits	Course	Credits

COM 100/110 is a prerequisite toward the major and will not count toward the 36 credit minimum or the 51 credit maximum.

COM 477, 491, 492 will not count toward major credit.

*Course approved for general education credit


Academics

Degree Granting Colleges

What is a Degree Granting College?

A University is comprised of multiple college. At URI, there are 8 colleges from which students graduate:

- College of Arts & Sciences
- College of Business Administration
- College of Education and Professional Studies
- College of Engineering
- College of Environment and Life Sciences (CELS)
- College of Health Sciences (CHS)
- College of Nursing
- College of Pharmacy



Your first two years of college you are a part of UCAS while you are exploring options, declaring majors, minors etc. and learning to transition successfully as a college student.

Once you have taken the required courses and # of credits and GPA, you will be eligible to **move into the college from which you will ultimately graduate**. This happens at about the halfway point, and is a huge milestone towards your college degree.

There are a lot of forms to fill out in college -- this is no different. [Click here](#) to find the application form to transfer to your degree granting college and officially declare your major. You'll need it in your sophomore year.

Who is my Academic Advisor once I join my Degree Granting College (DGC)?

While your UCAS advisor will always be a champion for your success, you will begin seeing an academic advisor specifically in your major department once you declare your major and transfer to your DGC. You can find your Major/DGC Academic Advisor in your Starfish success network.

What is the difference between a B.A. and a B.S.?

A Bachelor of Arts (B.A.) degree offers students a broader education in their major and greater flexibility to customize their education to match their individual goals and interests. A Bachelor of Science (B.S.) degree offers students a more specialized, technical education and require more credits that are directly linked to the major.

Academics

Exploring Majors



Don't have a major chosen yet? That's ok!

URI 101 is designed to guide you through this process, helping you identify your likes, dislikes, and goals. To start, consider the following:

Why am I here?

“The first question you should ask yourself at college is, “Why Am I Here?” Purpose matters. Deliberately selecting a program of study:

- Increases likelihood of completion
- Shortens time to completion
- Reduces unnecessary credits

What if I can't decide or want to switch my major later?

Many students enter URI undeclared and still more students change majors from the one they started in. Choosing a major is a process of understanding yourself and the details of majors, as well as careers associated with majors.

Work with an advisor to help you in this decision making process. Explore courses to discover your interests and options with the goal of declaring a major by the time you complete 30 credits. Our goal is to support you in making an informed choice about your educational and career pathway.

Can I choose any major at URI?

While things are never concrete, there are certain majors with significant restrictions that you should be aware of:

- *Closed Majors:*
 - PharmD, Nursing
 - Unless you were admitted to these programs when you first applied, it is highly unlikely that you can transfer in due to class size restrictions
- Some majors have pre-requisite courses that you need to take before formally being admitted to the major. Talk with your advisor if you are undecided and want to learn more about a certain major.

Academics

Exploring Majors

Choosing the right major is easier when you know more about yourself, the major itself, and your career and educational goals. We want to do everything we can to help you make good decisions about your major choices. This means taking into consideration such things as your personality, your interests, and your previous academic achievements, to name just a few.



MyMajors will ask about your aptitudes and your interests:

- **Aptitude:** Your aptitude is your natural ability or preference for something. In this case we look at your aptitude in academic classes such as those you succeeded in, in high school.
- **Interests:** Your interests are your preferences for learning in certain areas such as in courses and in extracurricular activities.

MyMajors considers your academic achievements, aptitudes, and interests to recommend top majors that appear to fit your personality best.

These majors might be ones you are interested in pursuing while in college. We encourage you to discuss the results with your URI 101 instructor as well as your Academic Advisor and Career Education Specialist (CES). Your Academic Advisor and CES are both in Roosevelt Hall and you can make an appointment with either through Starfish.

Note: MyMajors is a career assessment instrument to help guide your choice of major or career. **It is not a test. There is no right or wrong answer.**

In responding to the questions, answer based on what is right or true to you. After completing this assessment, you will receive a list of your best-fit majors at URI.

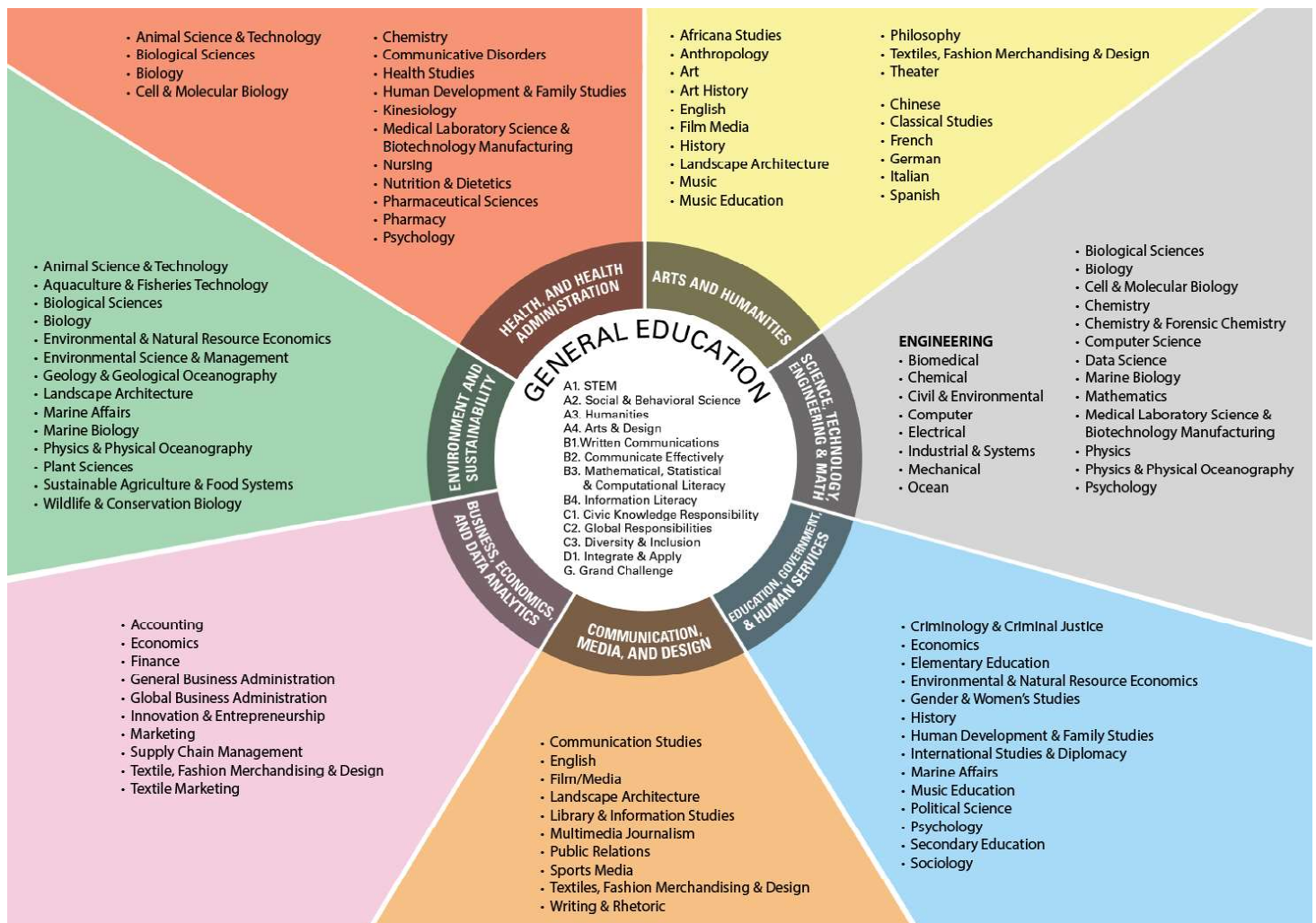
Academics

Exploring Majors


URI tries to help undeclared students by grouping majors into similar categories. They are called **Major Clusters**. They share many of the same required skills and knowledge and commonly share related career paths.

Major Clusters include:

- Arts & Humanities
- Business, Economics, & Data Analytics
- Communication, Media, & Design
- Education, Government, & Human Services
- Environment & Sustainability
- Health & Health Administration
- Science, Technology, Engineering, & Math



Academics



Tests

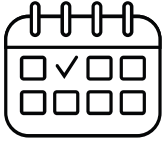
- Testing is usually infrequent and may be cumulative, covering large amounts of material. **You, not the professor, need to organize the material to prepare for the test.** Utilize the AEC's Academic Skills services or form a study group with classmates to help prepare.
- **Makeup tests are rarely an option;** if they are, you need to request one and have a legitimate reason why you missed the exam.
- If you have **3 or more final exams** scheduled for the **same day**, connect with your professors to reschedule one of the exams for a different time. Professors want you to succeed and are not aware of individual student test schedules. **You have final exam rights -- [click here](#).**
- Professors rarely offer review sessions; When they do, they expect you to **come prepared with questions.**

Grades

- Tests, presentations, and/or major papers can **make up most of the course grade.**
 - However, many professors **take participation into account**, so be sure to raise your hand in class and **pay attention**. It can make a difference when grades come due!
- You **must maintain at least a 2.0 GPA** (or C average) to stay in good academic standing, though some majors have a higher GPA requirement
- First semester freshmen or new transfer students **below a 1.0 GPA are subject to dismissal.**
- A semester GPA of 3.3 or higher will earn you a **spot on the Dean's List.**
- URI provides resources to **calculate and predict your GPA** - [click here](#) to check it out
 - Your GPA can also be found at the end of each semester **on your** unofficial transcript in **e-Campus** once final grades are submitted
- **Final course grades** will be posted in e-Campus under the "self service" --> "enrollment" section
- Students who have earned less than 30 credits may be able to exercise a **Second Grade Option** by repeating a course in which the student earned C-, D+, D, or F - [Click here](#) to learn more

Academics

Advice from former URI 101 Mentors



- The academic year is divided into **two separate 15 week semesters** (fall and spring), plus a week after each semester for exams. There is also an accelerated summer and January J-term session - [Click here](#) to see the URI academic calendar



- Classes may have **100 students or more** in each section. This is especially true for introductory courses, like PSY 113, where it can be required for a major and a general education course. When there is a class this big there is typically a recitation one day a week - a small group that meets for class discussions and quizzes



- You often have a **few hours breaks between classes**; class times vary throughout the day and evening. You need to study at least 2 to 3 hours outside of class for each class you're enrolled in, so **use these breaks to your advantage** to get a coffee and study in the library.



- You need to **review class notes and text material regularly** to keep things fresh in your mind. Don't wait until the final to cram a whole semester's worth of information!



- If you are in need of **free tutoring**, the Academic Enhancement Center (AEC) has peer support available daily and is a fantastic resource for both **quick questions and semester-long support**.
 - [Click here](#) for the AEC website to schedule appointments and learn more




- You are often assigned **substantial writing assignments** which may not be directly addressed in class. The Writing Center can **help you with your assignment** from outlining the concept to revising the final product.
 - [Click here](#) for the Writing Center website to make an appointment and learn more



- Professors may not remind you of what assignments are due or if you have incomplete work. **Check your syllabus regularly** and write down due dates in a planner or on google calendar to remind you of ALL deadlines.



- Professors are usually open and helpful, but most **expect you to initiate contact** if you need assistance. Office hours exist for this reason, so don't be afraid to ask for help!



- Professors **expect you to get notes from any classes you miss**. You can reach out to classmates for the notes or refer to Brightspace if your instructor posts materials online.



Campus Life



Campus Life

Involvement: Student Clubs and Organizations

When it comes to student clubs and organizations, there's something for everyone. There are more than 120 student organizations at URI—from cycling and sailing to slam poetry and meditation. Expand your horizons, join a club, volunteer. You never know where it will lead!

Clubs and organizations are divided into the following categories:

- Academic
- Community Service & Activism
- Creative Outlets
- Cultural, Religious & Social
- Just for Fun
- Leadership

Want to see the full list? [Click Here!](#)



Campus Life

Involvement: Intramural Sports

Intramural sports give students the opportunity to come together for competition and camaraderie. Unlike club sports, students of all athletic ability are encouraged to participate in intramural sports!

URI has over 16 sports to choose from including Soccer, Basketball, Cornhole, Ultimate Frisbee, Volleyball, Badminton, Spikeball and more.

Campus Recreation will also have special events and tournaments including E-gaming, Bubble Soccer, and Battleship.

[Click here](#) to learn more and see current schedules.



Campus Life

Involvement: Greek Life

URI Greek Life is a northeast award winning community and leader in the nation exemplifying what's best about Greek Life. The Greek Community includes 2 undergraduate governing boards, an alumni governing board, 15 men's groups (fraternities), 10 women's groups (sororities) and professional staff members.

There are over 3,000 active members, which accounts for approximately 22% of the total University undergraduate population.

Recruitment starts in the first few days of the Fall semester, so don't miss your chance to rush if you're interested!

Fraternities:

- Alpha Epsilon Pi
- Delta Chi
- Kappa Sigma
- Lambda Chi Alpha
- Phi Gamma Delta
- Phi Kappa Psi
- Pi Kappa Alpha
- Sigma Alpha Epsilon
- Sigma Chi
- Tau Kappa Epsilon
- Theta Chi
- Zeta Beta Tau

Sororities

- Alpha Delta Pi
- Alpha Xi Delta
- Chi Omega
- Delta Phi Epsilon
- Delta Zeta
- Kappa Delta
- Phi Sigma Sigma
- Sigma Delta Tau
- Sigma Kappa
- Zeta Tau Alpha



Campus Life

Living and Learning at URI: Type Focus

In order to successfully adjust to life on campus with new surroundings and new people, it's important to **learn more about yourself**. What makes you feel energized? Do you like structure or flexibility? The answers to these questions and more can be found through a personality inventory called **Type Focus**.

The on-line inventory identifies a **four letter type code for your personality**, interests, skills, and values based on thoughtful responses. Personality type is determined by the patterns of thinking and behavior that develop over time.

Type Focus collects your preferences and to help you understand yourself better professionally and personally.

PERSONALITY TYPES KEY	
E Extroverts are energized by people, enjoy a variety of tasks, a quick pace, and are good at multitasking.	S Sensors are realistic people who like to focus on the facts and details, and apply common sense and past experience to come up with practical solutions to problems.
I Introverts often like working alone or in small groups, prefer a more deliberate pace, and like to focus on one task at a time.	N Intuitives prefer to focus on possibilities and the big picture, easily see patterns, value innovation, and seek creative solutions to problems.
T Thinkers tend to make decisions using logical analysis, objectively weigh pros and cons, and value honesty, consistency, and fairness.	J Judgers tend to be organized and prepared, like to make and stick to plans, and are comfortable following most rules.
F Feelers tend to be sensitive and cooperative, and decide based on their own personal values and how others will be affected by their actions.	P Perceivers prefer to keep their options open, like to be able to act spontaneously, and like to be flexible with making plans.

Accessing Type Focus:

1. <https://typefocus7.com/userLogin>
2. Click on “New Users: click to register”
3. Create your own username/password and input personal information
4. Access Code: 837DD225
5. Welcome menu will provide a link to click on the self assessment option
6. Click on Personality Assessment (approximately 5 minutes to answer questions)
7. Take Interests, Values, and Success Factors assessments as well (5 minutes)



Campus Life

Living and Learning at URI: Type Focus

Self-Knowledge through Personality Characteristics and Differences

View your preference clarity graph through Type Focus online to know how clear (low, moderate, strong) your preference choices are in order to identify your natural strengths.

Where do you prefer to direct your energy?

Extroverts (E)

- Are energized by being with other people
- Like being the center of attention
- Tend to think out loud
- Are easier to “read” and know; share personal information freely
- Talk more than listen
- Communicate with enthusiasm
- Respond quickly; enjoy a fast pace
- Prefer breadth to depth

Introverts (I)

- Are energized by spending time alone
- Avoid being the center of attention
- Think things through silently
- Are more private; prefer to share information with a select few
- Listen more than talk
- Keep their enthusiasm to themselves
- Respond after thinking things through
- Prefer depth to breadth

How do you prefer to process information?

Sensing (S)

- Trust what is certain and concrete
- Like new ideas only if they have practical applications
- Value realism and common sense
- Like to use and hone established skills
- Specific & literal; giving detailed descriptions
- Present information in a step-by-step manner
- Are oriented to the present

Intuitive (N)

- Trust inspiration and interference
- Like new ideas and concepts for what they are
- Value imagination and innovation
- Like to learn new skills; bore easily
- General & figurative; tend to use analogies
- Present info in a roundabout manner
- Are oriented toward the future



Campus Life

Living and Learning at URI: Type Focus

How do you prefer to make decisions?

Thinking (T)

- Impersonal analysis to problems
- Value logic, justice, and fairness; one standard for all
- Naturally see flaws and tend to be critical
- May be seen as heartless, insensitive, and uncaring
- More important to be truthful than tactful
- Believe feelings are valid only if they are logical
- Motivated by a desire for achievement

Feeling (F)

- Consider effect of action on others
- Value harmony; see exception to rule
- Naturally please; show appreciation
- May be seen as overemotional & illogical
- Important to be tactful as well as truthful
- Believe any feeling is valid
- Motivated by a desire to be appreciated

How do you prefer to organize your life?

Judging (J)

- Are happiest after decisions have been made
- Have a “work ethic:” work first, play later
- Set goals and work toward achieving them on time
- Prefer knowing what they are getting into
- Product oriented; process of task completion
- Derive satisfaction from finishing projects
- Take deadlines seriously

Perceiving (P)

- Are happiest leaving their options open
- Have a “play ethic:” play now, work later
- Change goals as new info is available
- Like adapting to new situations
- Process oriented; method of completion
- Derive satisfaction from starting projects
- Deadlines are elastic






A photograph of three students in a classroom setting. A woman is on the left, a man in the center, and another person on the right wearing a 'RIDE ISLAND' t-shirt. The text 'Campus Life' is overlaid in a large, white, cursive font.

Campus Life

URI Departments

In college, department names are not always easy to determine what they actually do. Would you think to go to Enrollment Services to talk about your tuition bill? Hopefully after reading this you will!







Here's a quick reference guide on what some key URI departments do:

- Academic Advising
 - Location: 1st floor of Roosevelt Hall
 - Help with: Exploring Majors/Minors, Selecting Classes, and Setting Goals
 -  ucas_uri
- Academic Enhancement Center (AEC)
 - Location: Roosevelt Hall 009 (Writing Center) and 411 (STEM tutoring and other programs)
 - Help with: STEM Tutoring, Writing Consultants, and Learning Study Skills
 -  uri_aec, uriwritingcenter
- Admissions
 - Location: Newman Hall, 14 Upper College Road or the Robert J. Higgins Welcome Center, 45 Upper College Rd
 - Help with: Becoming a Tour Guide
 -  admissionuri
- Campus Recreation
 - Locations: Anna Fascitelli Fitness and Wellness Center, Mackal Field House, Tootell Aquatic Center
 - Help with: Fitness and Wellness (equipment and classes), intramural sports
 -  uricampusrec
- Center for Career and Experiential Education
 - Location: 1st floor of Roosevelt Hall
 - Help with: Resume/Cover Letter, Internships, Career Exploration, Volunteering
 -  uriccee



Campus Life






URI Departments

- Counseling Center
 - Location: 2nd Floor of Roosevelt Hall
 - Help with: Mental/Behavioral Health through individual and/or group sessions
 -  [facebook.com/uricounselingcenter](https://www.facebook.com/uricounselingcenter)
- Dining Services
 - Location: 10 Tootell Road, Suite 2 or talk to the manager in the dining hall
 - Help with: Dining Plans and Food Allergies
 -  [uridining](https://www.instagram.com/uridining)
- Disability Services
 - Location: Memorial Union, Room 302
 - Help with: Academic Accommodations
 -  [facebook.com/UriDisability](https://www.facebook.com/UriDisability)
- Enrollment Services
 - Location: 2nd floor of Green Hall
 - Help with: Registration, Transcripts/Records, Financial Aid, Tuition & Billing
 -  [enrolluri](https://www.instagram.com/enrolluri)
- Gender and Sexuality Center
 - Location: 19 Upper College Road
 - Help with: Education, Engagement, and Support for the LGBTQ+ community and its allies
 -  [facebook.com/URILGBTQCenter](https://www.facebook.com/URILGBTQCenter)
- Health Services
 - Location: Potter Building, 6 Butterfield Road
 - Help with: Illness and Injury, Women's Health, Lab and X-Ray, Pharmacy, Behavioral/Mental Health
 -  [urihealthsvcs](https://www.instagram.com/urihealthsvcs)




Campus Life

URI Departments

- Housing and Residential Life (HRL)
 - Location: Lower Level of Hillside Hall B Tower
 - Help with: Housing Applications and options, Becoming an RA
 -  Each Residence Hall has its own Instagram account! Some similar buildings have combined accounts (aldrichburnsideuri) while others have their own (barlowhalluri).
- Multicultural Student Services Center (MSSC)
 - Location: 74 Lower College Road
 - Help with: Personal and Cultural Development, Social Justice, and Resources and Support for traditionally underserved students
 -  uri_mssc
- Office of International Education
 - Location: 37 Lower College Road
 - Help with: National Student Exchange, Study Abroad, and International Education
 -  uri_intl
- Transportation and Parking Services
 - Location: 44 Lower College Rd
 - Help with: Parking Passes, Parking Tickets, On-Campus Shuttles, RIPTA passes
 -  (401) 874-9281
- URI Service Corps
 - Location: Roosevelt Hall, Room 230
 - Help with: Volunteering, Student Servant Leadership, Alternative Spring Break
 -  uriservicecorps

Campus Life

Advice from former URI 101 Mentors




- If you're a commuter, be prepared to leave for class two hours early
 - Parking at URI is scarce and Rt. 138 coming into campus can get backed up. Be sure to leave plenty of time (at least an hour, preferably 2) to ensure you are able to find a parking spot and catch the Rhody Shuttle to your class.



- Get off campus and explore everything Rhody has to offer
 - URI is located in the heart of one of the most scenic areas in Rhode Island. Grab some clamcakes and chowder from Iggy's, an ice cream cone from Brickley's, and head on down the gorgeous Narragansett Seawall for an afternoon.



- Bring your charger with you to class
 - If you plan on using your laptop in class, be sure to bring a charger. There are often outlets on the floor in classrooms and you don't want to be stuck with a dead laptop and no way to take notes during class. If your classroom doesn't have outlets, there are plenty available at the Library and the Memorial Union to charge up between class.



- Keep track of your student ID
 - Every other day, someone is posting in the "Class of 20XX" Facebook groups with lost and found IDs. Keep yours in a safe place, because you'll need it for food, printing, purchasing textbooks, getting into the dorms, and more.

- There's always something happening on campus

- There are always student organizations providing entertainment for students on the quad or elsewhere around campus. The Ryan Center brings in some top-notch talent every year. Recently URI has hosted Migos, Bill Nye, Whoopi Goldberg, Woody Harrelson, Khalid, and more.

- The emporium can provide you with (almost) anything you may need

- The Kingston Emporium, located right next to the Alumni Center, is full of businesses that can fulfill any need you may have that can't be filled on campus, including cheap places to eat, a CVS, a yoga studio, hair and nail places, and more.



Campus Life

Advice from former URI 101 Mentors



- **One word: Hills.**
 - Get ready for your legs to be in the best shape they've ever been, whether you were planning on it or not.



- **Never leave for class without checking the weather**
 - New England weather is unpredictable, so be prepared for absolutely anything. It's totally possible for it to be bright and sunny outside when you're heading to class, but by the time you get out, there is a monsoon happening. Invest in a pair of rainboots!



- **Each Dining Hall has a specialty it is known for**
 - Each dining hall suits different needs, so choose wisely.
 - Butterfield (AKA "Butt," home of the famous "Butt Nugs") is a fan-favorite for its variety of options, including pizza and burritos, but beware: it's only open on weekdays.
 - Mainfare (also called Hope) is also loved by many, and unlike Butterfield, it's open every day. Hope offers a consistent menu including a stir-fry station, grille serving burgers and fries, and brunch on the weekend!



- **Don't hesitate to check out a student organization meeting**
 - Just because you go to one meeting doesn't mean you're committed to the club forever! Think that you might want to join the Student Entertainment Committee? Like dancing but aren't sure if Alima is right for you? Go to a meeting and see what it's like. You'll never know unless you try!



- **Pay attention to parking signs**
 - Make sure you are parking in the lot that matches your parking permit (resident vs. commuter) - parking services does check! Most importantly, if a sign says "no parking - tow zone," they mean it - especially up at the emporium. The towing companies only accept cash and it's a hassle, so do yourself a favor and park in the right lot.



Technology

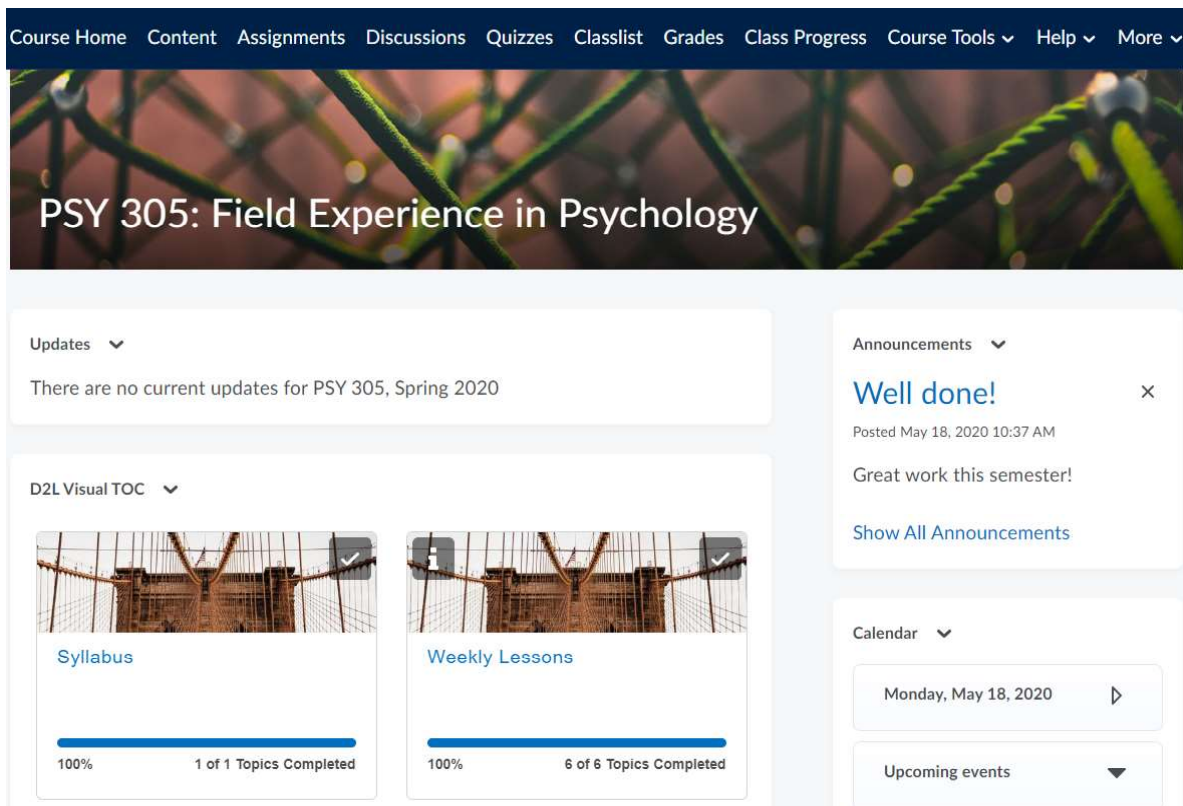


Technology

Brightspace



We are pleased to announce that Brightspace will be available as our new enterprise learning management system (LMS) starting Fall 2020! This system is replacing our old LMS, Sakai, so if you hear people talking about Sakai, Brightspace is the new Sakai.



Brightspace is where you access your online course content, including quizzes, discussions, and information like class syllabus. If you forgot to write down an assignment in class, check Brightspace before reaching out to a professor -- assignments and their due dates are also typically listed in Brightspace.

Login using your Single Sign-On Password.

Technology

e-Campus

What is e-Campus?

e-Campus is the administrative system that students can use to access their records, register for courses, check bills and other financial information, look at grades, transcripts, etc.

The screenshot shows the e-Campus interface for a student named Kelly. The top navigation bar includes 'Favorites', 'Main Menu', and a search bar. The left sidebar contains a 'Menu' with various options like 'My Favorites', 'URI Emergency Alert System', and 'Academics'. The main content area is titled 'Faculty Center' and 'Self Service Applicant Center'. Under 'Self Service Student Center', there is a section for 'Kelly's Student Center' with a search bar and a 'This Week's Schedule' table. The schedule table lists two classes: MBA 503-0200 LEC (2812) and MBA 550-0200 LEC (2559). Below the schedule, there are links for 'Weekly Schedule' and 'Enrollment Shopping Cart'. The 'Finances' section shows 'Financial Aid' options and a message: 'You have no outstanding charges. To view or print your Term Bill, see the link under Term Finances.' The 'Holds' section shows 'No Holds'. The 'To Do List' includes 'Direct Loan Exit Interview'. The 'Enrollment Dates' section provides information about the Fall 2020 Regular Academic Session and an enrollment appointment on March 19, 2020. The 'Advisor' section is also visible.

How do I login?

Use the user ID and password that you chose when accepting your enrollment at URI. If you have problems with your user ID contact the IT Service Desk at (401) 874-HELP.

Why do I need to use e-Campus?

- **Classes**
 - Register for your classes
 - Find out your final class grades
 - Learn your class building, room number, and professor
 - Find your enrollment date and time (when you can start signing up for next semester's classes)
 - Browse for General Education class options
 - Enrollment Shopping Cart: Main Menu/ Self Service/ Academic Planning/ Enrollment Shopping Cart

11 class section(s) found

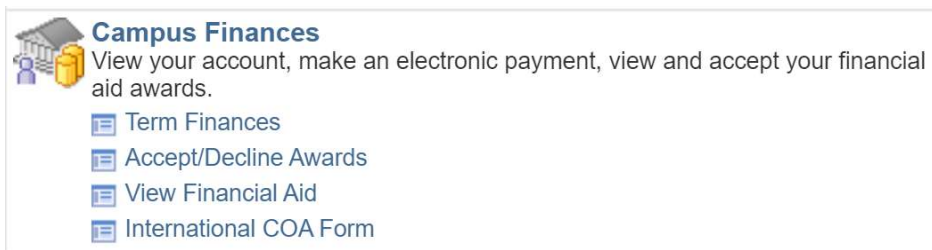
COM 100 - Communication Fundamentals							
Class	Section	Days & Times	Room	Instructor	Meeting Dates	Status	
2193	0023-LEC Regular	TuTh 5:00PM - 6:15PM	Swan Hall Room 202		09/09/2020 - 12/14/2020	●	Select
4138	0035-LEC Regular	MoWeFr 3:00PM - 3:50PM	Quinn Hall 214		09/09/2020 - 12/14/2020	●	Select
3656	0036-LEC Regular	MoWeFr 11:00AM - 11:50AM	Swan Hall Room 202		09/09/2020 - 12/14/2020	●	Select

Technology

e-Campus

Why do I need to use e-Campus (continued)?

- **Finances**
 - View and accept your financial aid package (grants, loans, scholarships, etc)
 - You can see how much you owe for tuition and fees/make payment
 - View eBill: Main Menu/ URI Student Financials/ My eBill



Campus Finances
View your account, make an electronic payment, view and accept your financial aid awards.

- Term Finances
- Accept/Decline Awards
- View Financial Aid
- International COA Form

- **Accessing Student Services Online Portals**
 - MyHousing, for viewing options and signing up for on-campus housing
 - MyHousing: Main Menu/ URI Student Services/ My Housing
 - My Meal Plan, for comparing and purchasing meal plans
 - Meal Plan: Main Menu/ URI Student Services/ My Meal Plan
 - Waive Your Acc/Sickness Insurance Charge
 - RhodyShare, for designating people besides yourself to have online access to your information

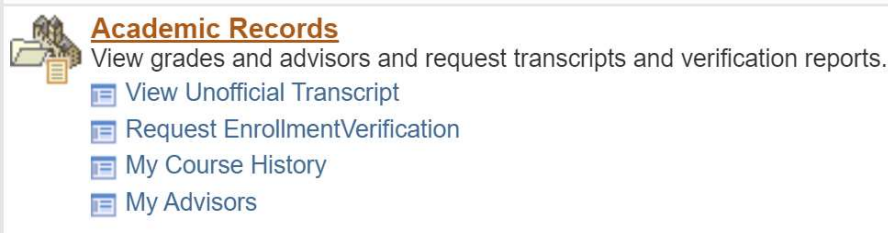


Menu

Search:

- My Favorites
- URI Emergency Alert System
- URI Student Financials
- URI Student Services
 - Insurance Waiver
 - Returning Resident Housing Dep
 - RhodyShare: Share your info
 - My Housing
 - My Meal Plan
 - New Student Enrollment Deposit
 - Display Library Access Code

- **Academic Records**
 - Viewing/requesting an official copy of your transcript
 - View Transcript: Main Menu/ Self Service/ Academic Records/ View Unofficial Transcript
 - Viewing your course history/grades
 - View Grades: Main Menu/ Self Service/ Enrollment/ View my Grades
 - Run reports to see progress toward your degree or a "what if" report if you are considering changing a major



Academic Records
View grades and advisors and request transcripts and verification reports.

- View Unofficial Transcript
- Request Enrollment Verification
- My Course History
- My Advisors

Technology

Email

Your URI email address is run through Gmail, a part of a larger group of Google services called a G-Suite. The G-Suite includes a Google drive where you can save information in the cloud to access from any device, a Google Calendar, and more!

Once your account is created, this is what your login screen will look like:

The screenshot shows the Google Sign in interface. At the top is the Google logo, followed by the text "Sign in" and "Use your Google Account". Below this is a text input field labeled "Email or phone" containing the text "eCampusUsername@uri.edu". To the left of the input field is a link for "Forgot email?". Below the input field is the text "Not your computer? Use Guest mode to sign in privately." with a link for "Learn more". At the bottom left is a link for "Create account" and at the bottom right is a blue button labeled "Next".

Your uri.edu email runs just like a normal Gmail account, so you can login to it from anywhere.

[Click here](#) for a fast link to login to your account.

Your uri.edu email is where professors will be sending emails, so be sure to actually check this account regularly!

Basic Email Information:

- **UserID:** Same as eCampus account (e.g., jdoe)
- **Password:** The password for your Google email account should be unique to Google and different from your e-Campus password.
- **Account Format:** eCampusUserID@uri.edu (eg., jdoe@uri.edu)

Tip:

Email is not the same as texting -- especially if that email is going to your professor! Start with "Dear Professor," end with "Thank you," and use full sentences and words! Acronyms like TTYL and FWIW are not appropriate for email.

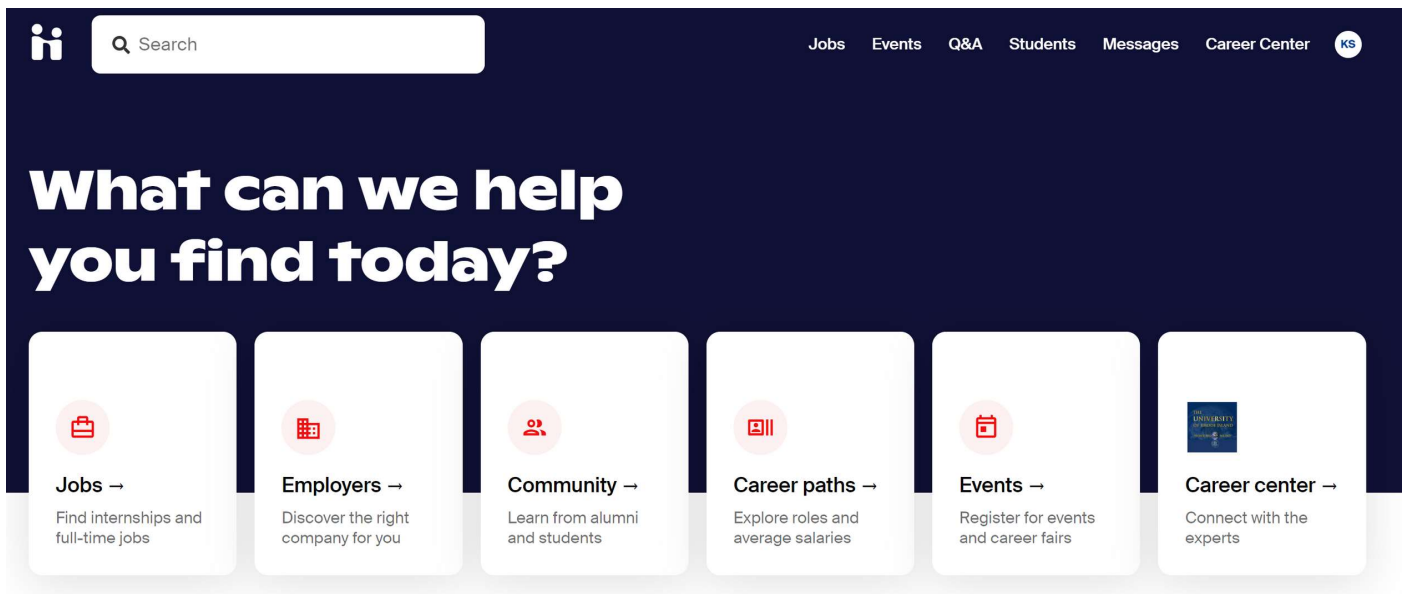
Technology

Handshake

Handshake is URI's online career platform for connecting employers, students, and alumni for jobs, internships, and volunteer opportunities.

- Want to find an on-campus job? Head to Handshake
- Curious what jobs and internships are available in your field? Head to Handshake
- Need to know what Career Fairs and coming up? Head to Handshake.

See a trend? When you're curious about anything "career," Handshake is your #1 tool.



As an enrolled student, you already have a Handshake account made for you!

Go to uri.joinhandshake.com (or download the app!) and login using your e-Campus username and Single Sign-On password.

Why should you use Handshake?

Handshake users have the ability to explore and find amazing job and internship opportunities. Most importantly, **the Handshake platform changes to your needs and preferences**, pushing out customized information that is relevant and timely based on your career interests, experiences and major.

Technology



The Gateway

The Gateway is your access point to all URI technology platforms. Save this [link](#) to your device for easy access.

IT Service Desk

Technology can be your best friend or worst enemy -- luckily you have an ally on your side: the URI IT Service Desk (ITS Desk). The ITS Desk can help you with anything from not being able to connect to wifi to resetting your password (you can do that one [online](#)).

[Click here](#) to head to their website and see all of the ways the ITS Desk can help you! Need some in-person help? Head to the basement of the Library.

 <p>IT Service Desk</p> <p>IT SERVICE DESK Password Help Email Help Classroom Help Hours & Location more...</p>	 <p>Password: *****</p> <p>PASSWORDS e-Campus/PeopleSoft Email Sakai and Wireless Oracle Identity Domains more...</p>	 <p>NETWORKING Wired Access Wireless Access more...</p>	 <p>INSTRUCTION & RESEARCH TOOLS Sakai Acquire SAS Research Computing Library/Resources more...</p>
 <p>INFORMATION SECURITY Safe Connect Antivirus Wireless Security Awareness more...</p>	 <p>TELEPHONE & TV Report a Problem Residence Hall TV Telephone System, VoIP WebEx more...</p>	 <p>HARDWARE & SOFTWARE Acquire New Hardware Fix Existing Hardware Other Hardware Acquire Software more...</p>	 <p>e-Campus</p> <p>E-CAMPUS Transcripts Log-In Issues Take A Class Grades more...</p>
 <p>EMAIL URI + Google Macintosh MY.URI.EDU (gmail) Microsoft Outlook more...</p>	 <p>STUDENT LIFE Life on Campus</p>		

Technology

Starfish

Starfish provides you with a central location to connect to the people and services that can help you – all accessible right from your Starfish Home page.

Log in to your Starfish Home page [here](#) using your single-sign on password

Your Home page includes access to a customizable profile and personalized channels that make it easy to schedule the dedicated time you need with your instructors and advisors.

The screenshot shows the 'My Success Network' interface. At the top is a search bar labeled 'Search services and people'. Below it is the heading 'How can we help?'. The main section is titled 'Your Connections' and displays a grid of ten user profiles. Each profile includes a circular profile picture, the user's name, their title, and three small blue dots to the right of the profile card. The users listed are: Jessica Boisclair (Assistant Dean), Diane DiTomasso (Instructor), Ginette Ferszt (Instructor), Lisa Goyette (Instructor), Lisa Macaruso (Assistant Director), Jessica Skaltsis (Clinical Coordinator), Michaela Delaney (Academic Advisor for Nursing Program and Thanatol...), Jillian Fagre (Instructor), Ashley Foley (Career Education Specialist), Rosemary Lavigne (DSS Counselor), Paige Ramsdell (DSS Counselor), and Aida Wilby (DSS Counselor).

Your success network will be the first thing you see when you login. Here, you can easily access faculty and staff you are connected with. Click on the three boxes next to their name to schedule an appointment, send them an email, or view their profile.

Below your success network you will find services.

This screenshot shows the 'My Success Network' page with two sections highlighted by arrows. The top section, 'Your Services', is pointed to by a purple arrow and contains a card for 'Discuss Change of Major/Minor'. The card text reads: 'Set-up an appointment with an advisor to discuss major/minor exploration or to change your major. NOTE that advisors specialize in specific majors. You can see a complete list of advisor bios by major at: www.uri.edu/advising/people/'. The bottom section, 'Other Services', is pointed to by a green arrow and contains three cards: 'Academic Enhancement Center - Tutoring, Writing Center, Academic Skills Consulting', 'Academic Skills Consulting', and 'Center for Career and Experiential Education'. The 'Academic Skills Consulting' card text reads: 'Academic consulting is a service for students wanting to improve their academic performance. We can help with things like study strategies, time management.' The 'Center for Career and Experiential Education' card text reads: 'Welcome to the Center for Career and Experiential Education (CCEE) on the first floor south side of'.

Technology

Starfish

Connect to people and services that can help you

The **My Success Network** and **Courses** channels display the people and services that are available to help you succeed. Here you can find key contact information as well as links to student service web sites and online appointment scheduling.

My Success Network

Click the **My Success Network** icon on your Home page to display your personalized network. This channel lists the people and resources that are available to assist you. (You can browse a broader list of available services in the [Service Catalog](#)). For each person or service listed you will find contact information, supporting websites, and, if online scheduling is enabled, a link to [make an appointment](#). If a service includes a waiting room for walk-in appointments, you can click the “Waiting Room” link to find out how many students are currently in line.

Making an Appointment



Michaela Delaney
Academic Advisor, General Advisor

What do you need help with?

Advising ^

<input type="radio"/> Academic Support / Referral	<input type="radio"/> Degree Requirements
<input type="radio"/> General Advising Visit	<input type="radio"/> Intent to Graduate
<input type="radio"/> Readmission	<input type="radio"/> Registration
<input type="radio"/> Transfer to Degree Granting College	<input type="radio"/> Walk-In Office Hours

[CANCEL](#) [CONTINUE](#)

After you click “Schedule”, follow the prompts to make an appointment. First, you will be asked to specify your reason for making the appointment.

[Click here](#) for a full student guide to Starfish



Glossary of URI Terms



Glossary of URI Terms

Academic Terms

- **Academic Progress Report**
 - Within e-Campus, students can track progress toward a degree and can model changes of major.
- **Blended Class**
 - A class that meets partially in the classroom and partially online.
- **Credit**
 - An academic unit of measurement for the amount of time spent in the classroom per week. So a class that is 3 credits will typically meet for about three hours per week. Classes are usually three or four credits.
- **Curriculum Sheet**
 - Shows you the required courses needed for a major and is used to track your academic progress.
- **Degree-Granting College (DGC)**
 - A Degree-Granting College is the home of your major and will grant you your degree at graduation. There are 8 DGC's including: Nursing, Education, Pharmacy, Engineering, Health Sciences, Business, Environment and Life Sciences, and Arts and Sciences.
- **Elective Courses**
 - These are courses that students can choose to take to meet minor requirements, internship requirements, or just to explore areas of interest.
- **General Education Requirements (Gen Ed's)**
 - General Education courses are classes that everyone takes, regardless of your major, designed to give students a holistic and well-rounded education. Each student will need to take 40 total Gen Ed credits before graduating.
- **Grand Challenge Course**
 - A Grand Challenge Course is a General Education requirement. These courses deal with current events that are "challenging" our society/ world and they consist of content outside of traditional topics.
 -

Glossary of URI Terms

Academic Terms

- **J-Term**
 - J-Term stands for January term. J-Term is URI's academic mini-semester that runs each winter break during the month of January. During J-term, certain courses are offered at a lower cost to fall and spring courses and students that take J-Term courses can accelerate the completion of their degree.
- **Lab**
 - Labs are hands-on learning experiences. Some labs are connected to Lectures, while others can be taken independently.
- **Learning Community (LC)**
 - A Learning Community is a grouping of courses offered to first-year students at Orientation. Students in a learning community will share the same classes, giving them an opportunity to see familiar faces, make friends, connect and form study groups.
- **Lecture**
 - A typical college classroom is like; an instructor or professor giving a presentation of the subject.
- **Major**
 - Your chosen concentration of study.
- **Major Courses**
 - Courses that are required for your major to graduate. A list of required courses can be found on your curriculum sheet.
- **Minor**
 - A secondary or "minor" field of study. There are hundreds of minors at URI to choose from and generally consist of five courses or 18 credits
- **MoWeFr**
 - This stands for Monday, Wednesday, Friday classes which is one option for when classes meet. Classes that meet on Mondays, Wednesdays, and Fridays typically will be 50 minutes each.

Glossary of URI Terms

Academic Terms

- **Office Hours**
 - These are set times where your instructor or professor is available to meet outside of the classroom to answer questions and such. Professors are typically able to meet by appointment outside of their office hours as well
- **Prerequisite**
 - A class that must be taken and passed before enrolling in a specific course. For example, MTH 141 must be taken before enrolling in MTH 142.
- **Recitation**
 - A recitation is a supplemental one-credit class that must be taken in combination with certain lectures. They are often used for extra review or answering questions.
- **Second Grade Option**
 - Students may exercise a Second Grade Option by repeating a course in which the student earned C-, D+, D, or F. Only courses that fall within the student's first 30 credits taken at the University may be selected for this option. Students must exercise this option no later than the next two semesters for which the student registers after completing thirty credits.
- **Summer Session**
 - Students can elect to enroll in accelerated courses during the summer between the end of May through August. There are three convenient summer sessions to choose from and numerous course offerings.
- **Syllabus**
 - A syllabus is your guide to a course and details what will be expected of you in the course. It typically includes course policies, required texts, a schedule of assignments, along with other helpful information.
- **TuTh**
 - This stands for Tuesday Thursday courses which is one option for when classes meet. Classes that meet on Tuesdays and Thursdays typically will be one hour and fifteen minutes.

Glossary of URI Terms

Departments in Roosevelt Hall

- **Academic Enhancement Center (AEC)**
 - Located in Roosevelt Hall, the AEC offers free, face-to-face and web-based services to undergraduate students seeking academic support. Support is available for students in STEM courses and student writers. The UCS160 course and academic skills consultations offer students strategies and activities aimed at improving their studying and test-taking skills. Additional details and self-service study resources are all available on the AEC website, uri.edu/aec.
- **Center for Career and Experiential Education (CCEE)**
 - Offers a wide range of support programs including professional seminars on integrating classroom learning into the workplace, resume workshops, job fairs, interview preparation, employer relations, and drop in advising with your career education specialist.
- **Living Learning Community (LLC)**
 - Students in the same or a similar major live in a Residence Hall together and share classes. LLCs make it easy for students to connect and form study groups together.
- **New Student Programs (NSP)**
 - Organizes new student orientation sessions where students can register for fall classes, learn about student organizations, and meet other students. NSP offers an early alert system supporting students experiencing academic difficulty.
- **University College for Academic Success (UCAS)**
 - Your academic advising home until you meet the requirements to transfer into your Degree-Granting College, typically your first two years. You can find academic support and understand your degree options. UCAS departments include: Academic Advising, Transfer Resource Center, Academic Enhancement Center, the Writing Center, New Student Programs, and the Center for Career and Experiential Education.
- **URI 101**
 - URI 101 is an introductory course just for first-year students intended to assist in students' transition into college. In this course, students learn about your major/major selection, involvement, and academic and campus resources.
- **Writing Center**
 - Provides individual and group support for students in all disciplines, at all stages of the writing process.

Glossary of URI Terms

People

- **Academic Advisor**
 - Your academic advisor is your go-to person for helping you understand your degree requirements and select classes to keep you on track for graduation. You will have an Academic Advisor when you are in UCAS for your first two years, and a faculty advisor upon entering your degree granting college for your second two years.
- **Career Education Specialist (CES)**
 - Your Career Education Specialist will help prepare you for the job market and will help you learn how majors and careers connect.
- **Dean**
 - The head of a college (ex. Dean of the College of Business)
- **Faculty**
 - Your teachers come with many different names -- Faculty, Professor, Instructors, but it's all the same thing -- the people who are teaching your courses. Most faculty goes by Dr. *last name* if they have their PhD, or Professor *last name*.
- **Teacher Assistant (TA)**
 - A student that assists a professor or instructor with the class in some way. Not every course has a TA, but those that do can be used as a resource for students. Some TA's are paid while others get course credit.
- **Hall Director**
 - Each Residence Hall will have a Hall Director who is the direct supervisor for that building. Each Hall Director supervises the Resident Assistants of that building and also acts as a resource for residents. academic support.
- **Resident Assistant (RA)**
 - Your in-hall resource. Trained peer leaders who live with students in Residence Halls and are there to supervise and support students' transition into college. Their position involves administrative, community building, event planning, and policy enforcement responsibilities.
- **Resident Academic Mentor (RAM)**
 - Your live-in academic resource. They live in Living and Learning Communities to guide and support first-year students by providing academic resources, and coordinating programs.

Glossary of URI Terms

Technology

- **Brightspace**
 - The University's Online Learning Management System. Professors and instructors typically will use this to give out assignments, online homework, post lectures, along with other course materials.
- **e-Campus**
 - The administrative system that students can use to access their academic and financial records, register for courses, check and pay bills, review grades, transcripts, sign up for housing and meal plans, and much more.
- **Email**
 - URI gives students, staff and faculty an official URI email account through Google. You should start using your URI Gmail account once you enter the school. All University faculty and staff will send email to URI Gmail accounts only.
- **Handshake**
 - URI's online career portal for jobs, internships, on-campus jobs, volunteer opportunities, and career events/workshops.
- **Starfish**
 - URI's student success software platform for facilitating connectedness among students, faculty, and advisors. Students can schedule appointments with advisors and professors in their Success Network on Starfish.
- **URI Directory**
 - The directory is your one-stop-shop to finding someone on campus. Need to get the email for a classmate in your group project or call your professor with a question? [Click here](#) to go to the directory and get the information you need.
- **Webex**
 - Webex is URI's virtual conferencing system where people can host meetings, have online lectures, and more and it is free to members of the University. Instructors may use other technology similar to Webex, such as Zoom or Google Meet.



Welcome Home!

