



## Inbreeding produces trade-offs between maternal fecundity and offspring survival in a monandrous spider



Zhanqi Chen <sup>a</sup>, Evan L. Preisser <sup>b</sup>, Rong Xiao <sup>a</sup>, Jian Chen <sup>a</sup>, Daiqin Li <sup>c</sup>, Xiaoguo Jiao <sup>a,\*</sup>

<sup>a</sup> Center for Behavioral Ecology & Evolution, Hubei Collaborative Innovation Center for Green Transformation of Bio-Resources, College of Life Sciences, Hubei University, Wuhan, China

<sup>b</sup> Biological Sciences Department, University of Rhode Island, Kingston, RI, USA

<sup>c</sup> Department of Biological Sciences, National University of Singapore, Singapore

### ARTICLE INFO

#### Article history:

Received 23 February 2017

Initial acceptance 27 March 2017

Final acceptance 31 July 2017

Available online 15 September 2017

MS. number: 17-00189R

#### Keywords:

courtship  
fecundity  
fitness  
inbreeding avoidance  
mate discrimination  
mating  
monandrous  
spider

Offspring born to related parents often have lower fitness than those born to unrelated parents, a phenomenon termed inbreeding depression. While many species have been shown to rely on pre- and/or postcopulatory mate choice to avoid inbreeding, such research has focused largely on polyandrous rather than monandrous species. The absence of postcopulatory mate choice in monandrous species suggests that precopulatory mate choice should play a more important role in inbreeding avoidance. We used a monandrous wolf spider, *Pardosa astrigera*, as a model system to investigate whether (1) male spiders respond differently to sibling and nonsibling females; (2) female spiders respond differently to sibling versus nonsibling males; and (3) inbreeding affects females and their offspring. Male courtship behaviour was similar for sibling and nonsibling females; although females were less likely to mate with siblings, over half did mate successfully with them. Sibling-mated females produced fewer offspring from the first egg sac and fewer total offspring, but inbred offspring survived longer in a range of environments than their outbred counterparts. This suggests that the fitness costs of reduced fecundity in sibling-mated females may be offset by higher offspring survivorship. Our results highlight the importance of considering both parent and offspring fitness when addressing the costs of inbreeding, and are the first to document the impact of inbreeding on sexual behaviour and reproductive fitness in a monandrous spider.

© 2017 The Association for the Study of Animal Behaviour. Published by Elsevier Ltd. All rights reserved.

Inbred individuals are often less fit than outbred individuals, a phenomenon generally resulting from increased homozygosity at loci carrying rare deleterious recessive alleles or exhibiting overdominance (Charlesworth & Charlesworth, 1987; Lynch, 1991). The fitness costs of inbreeding have been documented in an array of taxa, and exert a strong selective pressure on both mating and reproductive strategies (Bateson, 1982; Escobar et al., 2011; Muller & Muller, 2016; Szulkin, Stopher, Pemberton, & Reid, 2013). The impact of inbreeding on offspring can be altered by the surrounding environment. Varying environmental conditions, for example, can cause stress and often exacerbate the effects of inbreeding (Armbruster & Reed, 2005). These stressors can include suboptimal diets (Fox & Reed, 2011; Freitak, Bos, Stucki, & Sundstrom, 2014) and variation in temperature (Fox & Reed, 2011; Kristensen, Barker,

Pedersen, & Loeschcke, 2008), and are widely recognized to exacerbate the fitness costs of inbreeding.

An array of mechanisms has evolved for avoiding inbreeding and/or reducing its fitness costs (Firman & Simmons, 2008; Pusey & Wolf, 1996; Ruch, Heinrich, Bilde, & Schneider, 2009). Prior to breeding, sex-biased dispersal from natal habitats decreases inbreeding risk in some species (Keane, 1990; Pusey & Wolf, 1996; Smith, Su, Berger-Tal, & Lubin, 2016), while other species prefer to mate with unrelated partners (Fischer, Karl, Heuskin, Janowitz, & Dotterl, 2015; Thomas & Simmons, 2011; Whitehorn, Tinsley, & Goulson, 2009). The recognition and avoidance of related individuals requires chemical or other cues that are indicative of relatedness (Firman & Simmons, 2008; Pusey & Wolf, 1996; Ruch et al., 2009). In insects, for instance, both mate recognition and premating preference are affected by cuticular hydrocarbons (CHCs; Geiselhardt, Otte, & Hilker, 2009; Thomas & Simmons, 2011) and other compounds (Chuine, Sauzet, Debias, & Desouhant, 2015; Herzner, Schmitt, Heckel, Schreier, & Strohm, 2006). The CHC profiles of several chrysomelid beetle species, for example, affect

\* Correspondence: Xiaoguo Jiao, College of Life Sciences, Hubei University, Youyi Street 368 Wuchang, Wuhan 430062, Hubei, China.

E-mail address: [jjiaoxg@hubu.edu.cn](mailto:jjiaoxg@hubu.edu.cn) (X. Jiao).

mate choice and facilitate outbred mating (Geiselhardt et al., 2009). Even if inbreeding does occur, its impact in polyandrous species can be reduced via postcopulatory mechanisms in which differential fertilization success depends on patterns of relatedness rather than intrinsic male quality (Bretman, Wedell, & Tregenza, 2004; Firman & Simmons, 2008; Fitzpatrick & Evans, 2014).

Research exploring inbreeding avoidance has primarily addressed polyandrous species, organisms capable of employing both pre- and postcopulatory mate choice strategies (Cornell & Tregenza, 2007; Firman & Simmons, 2008; Tregenza & Wedell, 2002; Welke & Schneider, 2009). This focus reflects the genetic benefits likely to be necessary for polyandry to evolve in species where females derive little or no material benefit from males (reviewed in Simmons, Beveridge, Wedell, & Tregenza, 2006). In contrast, inbreeding in monandrous species has received far less attention. Because monandrous females only mate once within a single reproductive episode, inbreeding avoidance must occur via precopulatory mechanisms (Hosken, Stockley, Tregenza, & Wedell, 2009). In situations where inbreeding is costly, monandrous species may thus possess especially effective precopulatory barriers. The strength of these barriers may, however, vary by sex: because male fitness is relatively unaffected by inbreeding, males should be more tolerant of sibling matings than females (Duthie, Lee, & Reid, 2016).

The wolf spider *Pardosa astrigera* is widely distributed in East Asia. Male courtship consists of two distinct behaviours, body shaking and foreleg raising (Wu, Jiao, & Chen, 2008). Olfaction plays a key role in male courtship. Males initiate courtship in response to pheromones associated with female dragline silk, and males can distinguish silk cues from individuals differing in sex and mating status (Xiao et al., 2015). While female *P. astrigera* are monandrous, the polygynous males can copulate with as many as five virgin females at 24 h intervals (Jiao et al., 2011; Wu et al., 2008). While inbreeding depression has not previously been addressed in this species, previous research into its courtship and mating behaviour make it an ideal model system for addressing such questions.

We report work investigating inbreeding avoidance through courtship behaviour and the impact of inbreeding on reproductive output and offspring survival in the monandrous wolf spider *P. astrigera*. We compared male courtship behaviours in response to dragline silk of sibling and nonsibling females to test for male precopulatory kin discrimination. We also conducted nonchoice mating experiments to compare the likelihood of sibling and nonsibling mating. In addition, we measured postmating female reproductive output (both number and size of offspring) to determine the cost of inbreeding for female fitness. Finally, we compared the survival of inbred versus outbred offspring across a range of temperatures. We predicted that strong precopulatory barriers exist to sibling mating, that these barriers are stronger in females than in males, that inbreeding reduces both maternal and offspring fitness, and that higher temperatures increase the impact of inbreeding on the offspring.

## METHODS

### *Study Species and Maintenance*

Subadult *P. astrigera* of the overwintering generation were collected in April 2012 from Ma'anshan Forest Park, Wuhan, Hubei Province, China. Spiders were housed individually in opaque Plexiglas enclosures (5.0 × 5.0 cm and 7.5 cm high) at 25 ± 0.5 °C with 60 ± 10% relative humidity and on a 14:10 h light:dark cycle. Spiders were supplied with water ad libitum and fed every 3 days with a mixture of *Drosophila melanogaster* and mosquitoes (Culicidae). Individuals were checked daily for subadult moulting in order to

determine the exact date of adulthood. We used randomly selected adult spiders to create the 10 male:female pairs used to generate 10 families. Mated females were maintained as above. We randomly selected and reared 30 spiderlings from each egg sac; each spiderling was reared individually in a glass tube (1.5 cm diameter). Spiderlings were supplied with water ad libitum and fed every 2 days with a mixture of *D. melanogaster* and mosquitoes. Once the spiders matured, similarly sized females in their third day of adulthood were selected for silk collection and/or behavioural trials. All spiders were virgin and used only once; all adult spiders, except for those females whose life span was measured (details below) were released following their involvement in the experiment.

### *Experiment 1: Male Responses to Sibling/Nonsibling Female Silk*

Silk was collected by placing each female in a 9 cm diameter glass petri dish lined with filter paper (15 cm diameter; Double Ring brand, Hangzhou, Zhejiang, China) for 12 h. All females were starved for 12 h beforehand to reduce faecal contamination. All silk was used within 18–24 h after its collection, during which silk-borne spider cues do not degrade under natural conditions (Baruffaldi, Costa, Rodriguez, & Gonzalez, 2010; Costa, Curbelo, & Perez-Miles, 2015).

We randomly selected similarly sized virgin males ( $N = 65$ , 5–7 individuals per family) aged 5–10 days postmaturation and assigned each male to one of the two female silk stimulus treatments. Male body size did not differ significantly between treatments ( $t_{61} = 0.75$ ,  $P = 0.45$ ). Thirty-three males were exposed to silk from a female in the same family (sibling), and 32 to silk from a female from a different family (nonsibling); silk from a given female was only used for one male.

Behavioural trials were carried out in a cylindrical glass container open at both ends (10.5 cm diameter, 12 cm length). After the cylindrical glass container was placed on the silk-covered filter paper, a single male was gently introduced onto the stimulus filter paper with a glass tube from above and its courtship behaviour videotaped (HDR-CX580E Sony video camera) for 5 min. We chose this cutoff period because preliminary experiments revealed that male spiders exposed to silk either began courtship rapidly (within 2 min) or never engaged in courtship behaviour (Roberts & Uetz, 2004). Each arena was cleaned after each trial with 70% ethanol and left to air dry. Videos were analysed using Observer v. 4.1 (Noldus Information Technology, Wageningen, The Netherlands), a software package for behavioural data analysis. Based on work reported in Wu et al. (2008), the following courtship behaviours were analysed: (1) time to the start of body shaking and (2) foreleg raising and (3) the number of body shakes and (4) foreleg raises per min.

Data from all trials were analysed to determine whether the likelihood of courting behaviour was affected by female relatedness. For analysis of specific courtship behaviours, data from trials in which such behaviours did not occur within 5 min were excluded from analysis.

### *Experiment 2: Male and Female Response to Siblings and Nonsiblings*

We paired individual virgin females ( $N = 120$ ; 12 spiders from each family) in their third day of adulthood with individual virgin males 5–10 days into adulthood; 60 male–female pairs were siblings and 60 were nonsiblings. All spiders belonged to one of the 10 families. We recorded behavioural data on male courtship as per experiment 1, and whether mating occurred within 30 min. Data for replicates in which no mating occurred were used to analyse

mating likelihood in treatments but not included in other mating-dependent analyses (described below). Forty-two females mated with nonsibling males and 31 with sibling males; each mating produced an egg sac. The unit of replication for analysis of mating behaviour was individual mating pairs ( $N = 73$ ).

### Experiment 3: Impact of Inbreeding on Female Fecundity and Offspring Survival

We held mated females individually under the conditions described above, and checked them daily for an egg sac. Although all 73 females produced egg sacs, 20 cannibalized their egg sacs prior to hatching; egg sacs from the remaining 53 spiders (26 sibling and 27 nonsibling) hatched successfully. The size (measured as carapace width) of female spiders did not differ between treatments ( $t_{45} = 0.51$ ,  $P = 0.61$ ). We removed the egg sacs of five randomly chosen sibling-mated spiders and eight nonsibling-mated spiders for an unrelated experiment, leaving a total of 40 egg sac-producing females (21 sibling and 19 nonsibling, representing all 10 families). For each female, we recorded time (days) from mating to first egg sac production and from first egg sac production to hatching. After the first egg sac was produced, each female was fed ad libitum until death to measure its life span and see whether it produced additional egg sacs. Offspring from these egg sacs plus the number of offspring from the first egg sac determined total offspring production per female.

After recording the number of offspring emerging from the first egg sac, we preserved five randomly selected offspring from it in 70% alcohol for carapace width measurements.

We divided the remaining offspring of the first egg sac into three groups. Spiderlings were kept in 1.5 cm diameter glass tubes and held at one of three temperatures (15, 25 and 30 °C) without food or water (60 ± 10% relative humidity, 14:10 h light:dark cycle). These temperatures were chosen to reflect the mean, high and absolute highest temperatures spiders might experience at this point in the year. While 25 °C temperatures are ideal for spider development when water is provided ad libitum, in the absence of water such high temperatures speed desiccation and death. Survival was checked twice daily. The survival of all offspring of a female at a given temperature was averaged; the unit of replication was mean offspring survival per female per temperature ( $N = 120$ ).

### Ethical Note

We treated the spiders gently during the experiments to minimize adverse impacts on their welfare. Male spiders were released to their original habitat after the experiments. Animal care in all experiments complied with the current laws and standards of China (Bayne & Wang, 2014).

### Data Analysis

Data were analysed by fitting a generalized linear mixed model (glmm) with the appropriate link function (e.g. Gaussian, Poisson, binomial) using penalized quasi-likelihood (PQL; 'glmmPQL' function in MASS package, Venables & Ripley, 2002) in R (R Development Core Team, 2017). Family nested within treatment (i.e. sibling and nonsibling) was used in all models as a random effect to account for the nonindependence of multiple individuals from a given family. A Wald chi-square test was used to extract chi-square and  $P$  values on the glmm model using the 'Anova' function in the 'car' package (Fox & Weisberg, 2011). Additionally, data on mean offspring size from experiment 3 was analysed by including mating treatment in all models as a fixed effect with female

carapace width (a proxy for body size) as a covariate. Data on mean offspring survival from experiment 3 were also analysed as above but with the addition of a fixed main effect (temperature) and a temperature\*mating interaction.

## RESULTS

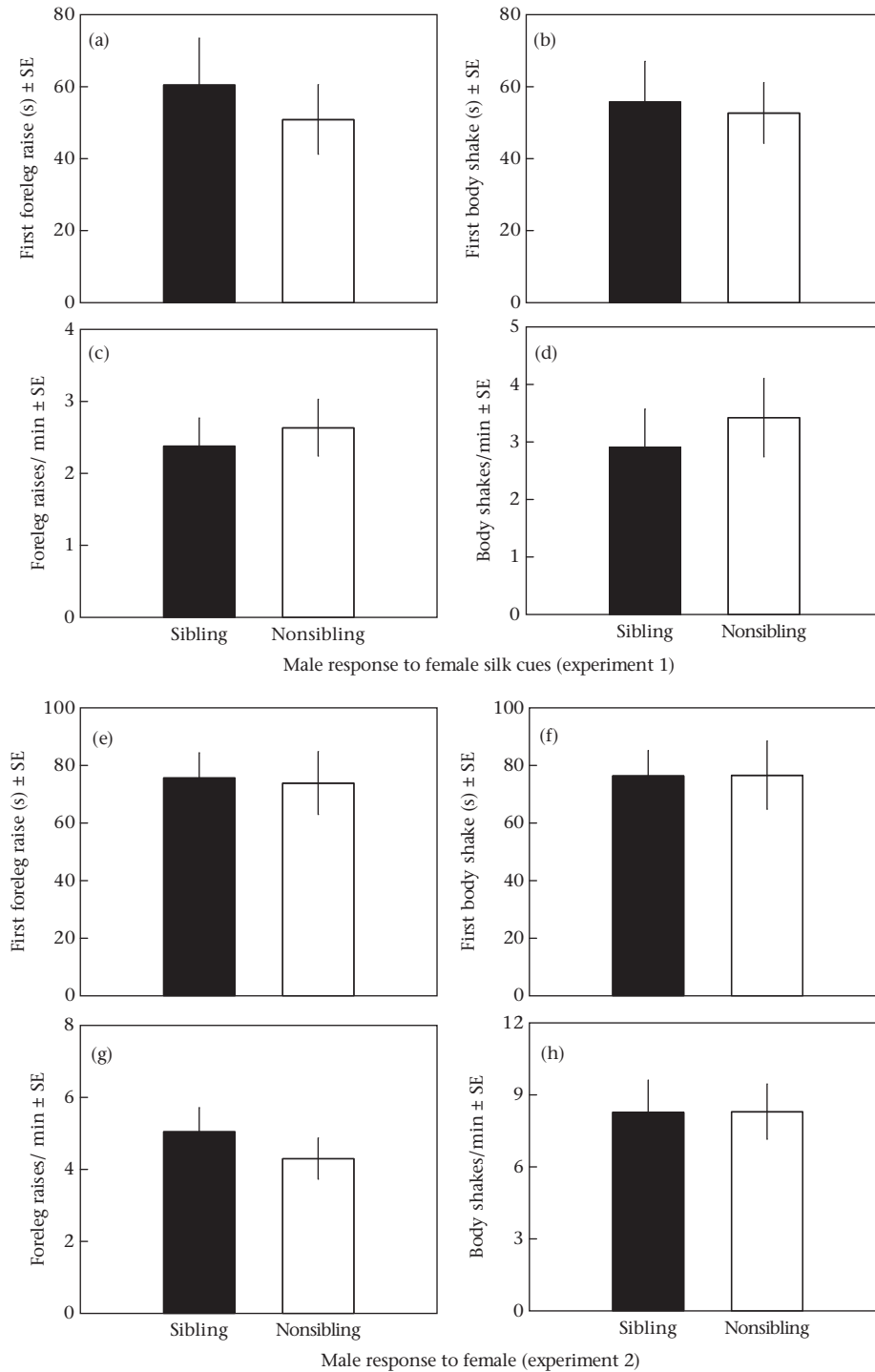
Twenty-one of 33 males responded to sibling silk, and 22 of 32 males responded to nonsibling silk; the proportion of nonresponding males did not differ between treatments ( $\chi^2_1 = 0.50$ ,  $P = 0.48$ ). Males did not differentiate between sibling and nonsibling females when exposed to either silk cues (Fig. 1a–d) or directly to the females themselves (Fig. 1e–h). The start of courtship behaviours such as foreleg raising or body shaking was unaffected by female relatedness, whether conveyed via silk-borne cue (Fig. 1a and b; chi-square test: both  $P > 0.5$ ) or direct female exposure (Fig. 1e and f; both  $P > 0.5$ ). There were also no treatment differences in the frequency of courtship behaviours in both the silk-borne cue (Fig. 1c and d; both  $P > 0.4$ ) and direct exposure (Fig. 1g and h; both  $P > 0.3$ ) experiments.

Despite similar male courtship behaviour, mating occurred more often between unrelated individuals (70% of pairings) than between siblings (52%;  $\chi^2_1 = 4.26$ ,  $P = 0.039$ ). The times from mating to first egg sac production (Fig. 2a) and from production to hatching (Fig. 2b) were similar for both sibling and nonsibling pairings ( $\chi^2_1 = 0.43$  and 0.31, respectively, both  $P > 0.05$ ). The fecundity of sibling-mated females, however, was much lower than that of nonsibling mated ones: they produced 41% fewer offspring in their first egg sac (Fig. 2c;  $\chi^2_1 = 24.8$ ,  $P < 0.001$ ) and 44% fewer offspring in total (Fig. 2d;  $\chi^2_1 = 34.2$ ,  $P < 0.001$ ). Five of 27 nonsibling mated females produced a second egg sac, while only two of 26 sibling-mated females did so; however, this difference was not significant ( $\chi^2_1 = 1.40$ ,  $P = 0.24$ ). There were no treatment level differences in the longevity of mated adult females ( $\chi^2_1 = 0.07$ ,  $P = 0.80$ ).

The offspring of sibling and nonsibling pairings were of similar size (mean ± SE: 1.28 ± 0.006 and 1.27 ± 0.007 mm carapace width, respectively;  $\chi^2_1 = 1.79$ ,  $P = 0.18$ ). Offspring in the sibling treatment survived an average of 23% longer (mean ± SE: 9.3 ± 0.20 and 7.1 ± 0.13 days;  $\chi^2_1 = 33.0$ ,  $P < 0.001$ ) across all three temperature treatments than those in the nonsibling treatment (Fig. 3). Spiderling survival declined as temperature increased ( $\chi^2_2 = 111$ ,  $P < 0.001$ ), and there was a significant mating\*temperature interaction ( $\chi^2_2 = 10.3$ ,  $P = 0.006$ ). This interaction reflected the fact that the survival advantage of inbred offspring generally decreased as temperature increased; inbred offspring survived 28% longer in the 15 °C treatment, 19% longer at 25 °C and 22% longer at 30 °C (Fig. 3).

## DISCUSSION

Contrary to our predictions, we found only weak precopulatory inbreeding avoidance in *P. astrigera*. Male spiders, by not responding differently to silk or courting female cues, showed no evidence of kin discrimination (Fig. 1). Female spiders mated at a higher rate with unrelated individuals, but over half still mated successfully with male siblings. While weak sibling avoidance suggests a minimal cost to inbreeding, the fecundity of sibling-mated females was reduced (Fig. 2). Experimental assessment of their offspring, however, revealed that although they were the same size as their outbred congeners, the offspring of sibling-mated females survived ca. 20% longer under a range of environmental conditions (Fig. 3). These findings highlight the importance of assessing both parental and offspring fitness when exploring the costs of inbreeding.

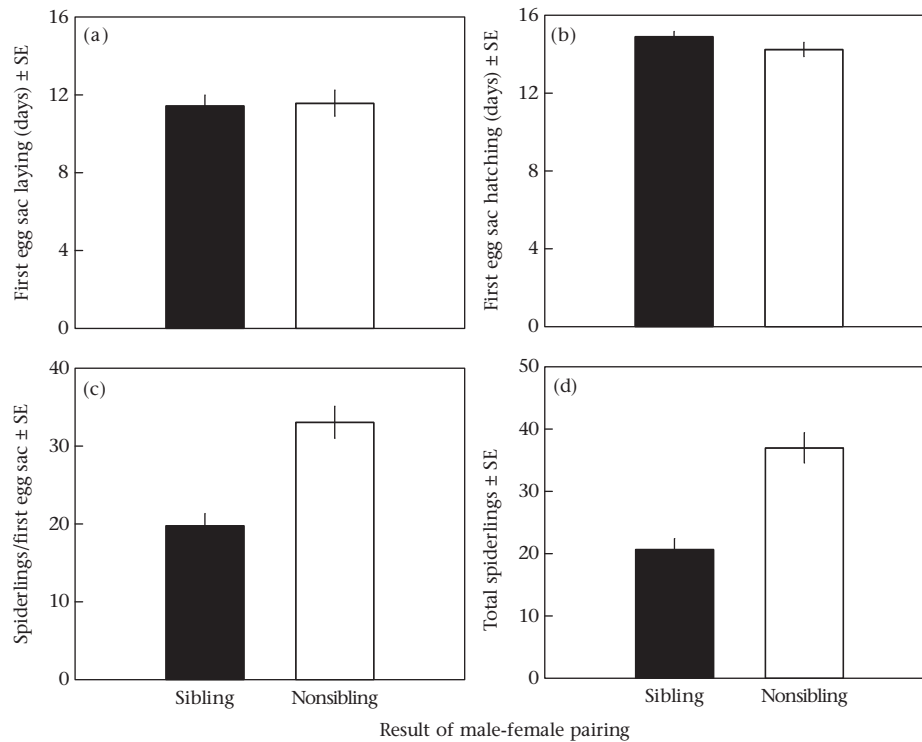


**Figure 1.** Male courtship behaviours in response to sibling (filled bars) versus nonsibling (open bars) females. (a) Time (s) to first foreleg raise, (b) time (s) to first body shake, (c) number of foreleg raises/min and (d) number of body shakes/min in the presence of silk-borne cues (experiment 1). (e) Time (s) to first foreleg raise, (f) time (s) to first body shake, (g) number of foreleg raises/min and (h) number of body shakes/min in the physical presence of females (experiment 2).

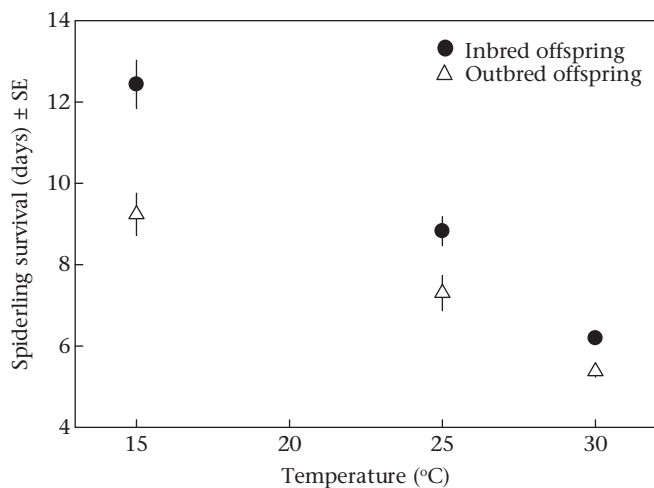
The fact that females bred less often with sibling males demonstrates their ability to detect relatedness via chemical or other cues; mate recognition via such cues often plays a key role in inbreeding avoidance (Geiselhardt et al., 2009; Herzner et al., 2006; Lihoreau & Rivault, 2010; Thomas & Simmons, 2011). In many spider species, males employ silk-mediated cues for species, sex and mating status recognition (Gaskett, 2007; Xiao et al., 2015). Given this, we were surprised to find no evidence for male pre-copulatory mate choice in response to either females or their silk.

This result probably reflects the fact that male *P. astrigera* are polygynous and compete fiercely with each other for mating opportunities (Jiao et al., 2011). Because the males can remate, they have little to lose from inbreeding and should seek to maximize mating opportunities even under strong inbreeding depression (Duthie et al., 2016).

The inbreeding-related decline in female fecundity is consistent with results from a wide range of taxa (Charlesworth & Charlesworth, 1987; Hedrick & Garcia-Dorado, 2016; Pusey &



**Figure 2.** (a) Time (days) to laying of first egg sac, (b) time (days) to hatching of first egg sac, (c) number of spiderlings in first egg sac and (d) total number of spiderlings following mating with sibling (filled bars) and nonsibling (open bars) males.



**Figure 3.** Survival of offspring (days) from sibling-mated females (filled circles) and nonsibling mated females (open triangles) held without food or water at 15, 25 and 30 °C.

Wolf, 1996). The more than 40% reduction in offspring number is especially harmful in a monandrous species like *P. astrigera*, since females cannot compensate via subsequent matings with higher-quality partners. Given these high costs, it may seem surprising that over half of the females in the sibling group chose to mate. One explanation for this result may involve our decision to employ a no-choice design in our mating assays. A recent meta-analysis (Dougherty & Shuker, 2015) found stronger mating preferences in choice experiments where females were exposed to different mates. If this is the case in *P. astrigera*, our results may underestimate the strength of female mate preference. Alternatively, sex-biased dispersal prior to reproductive maturity has been shown

to reduce the likelihood of inbreeding in some species (Keane, 1990; Pusey & Wolf, 1996; Smith et al., 2016). If such sex-biased dispersal occurs in this species, it may reduce the need for females to strongly discriminate against related individuals. Finally, the weak sibling avoidance we observed may highlight the importance of viewing the costs of inbreeding depression within the larger context of female inclusive fitness, and specifically, the higher survival of inbred offspring.

There is considerable evidence that the offspring of sibling matings are equally or more sensitive to environmental variation than their outbred congeners, presumably because the stress associated with that variation increases the expression of deleterious recessive alleles (Armbruster & Reed, 2005; Fox, Stillwell, Wallin, Curtis, & Reed, 2011; Kristensen et al., 2008). We were thus surprised to find that inbred offspring survived longer than outbred ones across a range of temperatures (Fig. 3). One explanation for this pattern, the idea that density-dependent resource competition may disproportionately affect spiderlings from larger clutches (Wise, 2006), is unlikely since hatched spiderlings were immediately confined to individual glass tubes.

One likely explanation for our results involves the trade-off between offspring number and per-offspring investment predicted for sibling matings (Duthie et al., 2016). Since inbred offspring share more alleles with their parents than outbred offspring, each successful inbred offspring increases parental inclusive fitness more than its outbred congener and is thus more 'worthy' of parental resource investment. As a consequence, the inclusive fitness of inbreeding parents that invest resources in fewer offspring may equal or exceed that of outbreeding parents that produce more less-provisioned offspring (Duthie et al., 2016). Were this the case, we might expect offspring size to differ. Although spiderling carapace width was negatively correlated with the number of offspring per egg sac, there were no between-treatment differences. Inbreeding parents may allocate more



nutrients to eggs (Wilder, 2011) or employ other forms of investment (e.g. parental care; Pilakouta & Smiseth, 2016). Future research might address whether such alternative forms of parental provisioning occur in this system.

Our results are also consistent with the hypothesis that inbreeding in *P. astrigera*, while harmful to parental fecundity, benefits one or more traits that prolong offspring survival. The effects of inbreeding are often trait-specific, with some traits strongly affected and others remaining similar to those found in outbred congeners (Kristensen et al., 2008; Pilakouta & Smiseth, 2016; Valtonen, Roff, & Rantala, 2011). Given this, it is unsurprising that inbreeding can increase the benefit of some life history traits. In the cricket *Teleogryllus commodus*, for example, inbred individuals exhibit higher macroparasitic immunity than outbred individuals (Gershman et al., 2010). Similarly, male *Litoria peronii* frogs that mate with sibling females sire more offspring in sperm competition (Sherman, Wapstra, Uller, & Olsson, 2008). These benefits can also be sex-specific: inbreeding in the beetle *Callosobruchus maculatus* increases male, but shortens female, life span (Bilde, Maklakov, Meisner, la Guardia, & Friberg, 2009). In our case, an increase in desiccation tolerance or modifications to similar traits might provide inbred spiderlings a survival advantage consistent with our results.

While inbreeding is generally harmful, its costs can vary substantially both between and within species (Aviles & Bukowski, 2006; Szulkin et al., 2013); theory predicts an optimal balance between inbreeding and outbreeding (Kokko & Ots, 2006; Puurtinen, 2011; Richard, Losdat, Lecomte, de Fraipont, & Clobert, 2009). Our results reveal unexpectedly weak inbreeding avoidance in a monandrous spider and demonstrate that sibling mating reduces maternal fecundity but increases offspring survival in a range of environmental conditions. These findings highlight the importance of viewing maternal fecundity in the larger context of inclusive fitness; a relatively low degree of inbreeding avoidance may reflect a trade-off between parental and offspring fitness. This is especially important for monandrous organisms that, by definition, cannot employ postcopulatory mechanisms to reduce the impact of inbreeding. In such species, weak sibling avoidance may be indicative of inbreeding-related trade-offs: future research should both explore the conditions that necessitate precopulatory mate choice strategies and determine its strength.

## Acknowledgments

We thank Dr Shichang Zhang, Dr Oliver Martin and two anonymous referees for their helpful comments and suggestions on the manuscript, and Dr Chad Rigsby for his assistance with the statistical analyses. Financial assistance was provided by the National Natural Science Foundation of China (30800121).

## References

- Armbruster, P., & Reed, D. H. (2005). Inbreeding depression in benign and stressful environments. *Heredity*, *95*, 235–242.
- Aviles, L., & Bukowski, T. C. (2006). Group living and inbreeding depression in a subsocial spider. *Proceedings of the Royal Society B: Biological Sciences*, *273*, 157–163.
- Baruffaldi, L., Costa, F. G., Rodriguez, A., & Gonzalez, A. (2010). Chemical communication in *Schizocosa malitiosa*: Evidence of a female contact sex pheromone and persistence in the field. *Journal of Chemical Ecology*, *36*, 759–767.
- Bateson, P. (1982). Preferences for cousins in Japanese Quail. *Nature*, *295*, 236–237.
- Bayne, K., & Wang, J. (2014). Oversight of Animal research in China. In J. Guillén (Ed.), *Laboratory Animals* (pp. 243–266). Boston, MA: Academic Press.
- Bilde, T., Maklakov, A. A., Meisner, K., la Guardia, L., & Friberg, U. (2009). Sex differences in the genetic architecture of lifespan in a seed beetle: Extreme inbreeding extends male lifespan. *BMC Evolutionary Biology*, *9*, 33.
- Bretman, A., Wedell, N., & Tregenza, T. (2004). Molecular evidence of post-copulatory inbreeding avoidance in the field cricket *Gryllus bimaculatus*. *Proceedings of the Royal Society B: Biological Sciences*, *271*, 159–164.
- Charlesworth, D., & Charlesworth, B. (1987). Inbreeding depression and its evolutionary consequences. *Annual Review of Ecology and Systematics*, *18*, 237–268.
- Chuine, A., Sauzet, S., Debias, F., & Desouhant, E. (2015). Consequences of genetic incompatibility on fitness and mate choice: The male point of view. *Biological Journal of the Linnean Society*, *114*, 279–286.
- Cornell, S. J., & Tregenza, T. (2007). A new theory for the evolution of polyandry as a means of inbreeding avoidance. *Proceedings of the Royal Society B: Biological Sciences*, *274*, 2873–2879.
- Costa, F. G., Curbelo, B., & Perez-Miles, F. (2015). Long-term persistence and water resistance of female sex cues in the tarantula *Eupalaestrus weijenberghi* (Araneae: Theraphosidae). *Arachnology*, *16*, 311–313.
- Dougherty, L. R., & Shuker, D. M. (2015). The effect of experimental design on the measurement of mate choice: A meta-analysis. *Behavioral Ecology*, *26*, 311–319.
- Duthie, A. B., Lee, A. M., & Reid, J. M. (2016). Inbreeding parents should invest more resources in fewer offspring. *Proceedings of the Royal Society B: Biological Sciences*, *283*, 20161845.
- Escobar, J. S., Auld, J. R., Correa, A. C., Alonso, J. M., Bony, Y. K., Coutellec, M. A., et al. (2011). Patterns of mating-system evolution in hermaphroditic animals: Correlations among selfing rate, inbreeding depression, and the timing of reproduction. *Evolution*, *65*, 1233–1253.
- Firman, R. C., & Simmons, L. W. (2008). Polyandry facilitates postcopulatory inbreeding avoidance in house mice. *Evolution*, *62*, 603–611.
- Fischer, K., Karl, I., Heuskin, S., Janowitz, S., & Dotterl, S. (2015). Kin recognition and inbreeding avoidance in a butterfly. *Ethology*, *121*, 977–984.
- Fitzpatrick, J. L., & Evans, J. P. (2014). Postcopulatory inbreeding avoidance in guppies. *Journal of Evolutionary Biology*, *27*, 2585–2594.
- Fox, C. W., & Reed, D. H. (2011). Inbreeding depression increases with environmental stress: An experimental study and meta-analysis. *Evolution*, *65*, 246–258.
- Fox, C. W., Stillwell, R. C., Wallin, W. G., Curtis, C. L., & Reed, D. H. (2011). Inbreeding-environment interactions for fitness: Complex relationships between inbreeding depression and temperature stress in a seed-feeding beetle. *Evolutionary Ecology*, *25*, 25–43.
- Fox, J., & Weisberg, S. (2011). *An R companion to applied regression* (2nd ed.). Thousand Oaks, CA: Sage Publishing.
- Freitag, D., Bos, N., Stucki, D., & Sundstrom, L. (2014). Inbreeding-related trade-offs in stress resistance in the ant *Formica exsecta*. *Biology Letters*, *10*, 20140805.
- Gaskett, A. C. (2007). Spider sex pheromones: Emission, reception, structures, and functions. *Biological Reviews*, *82*, 26–48.
- Geiselhardt, S., Otte, T., & Hilker, M. (2009). The role of cuticular hydrocarbons in male mating behavior of the mustard leaf beetle, *Phaedon cochleariae* (F.). *Journal of Chemical Ecology*, *35*, 1162–1171.
- Gershman, S. N., Barnett, C. A., Pettinger, A. M., Weddle, C. B., Hunt, J., & Sakaluk, S. K. (2010). Inbred decorated crickets exhibit higher measures of macroparasitic immunity than outbred individuals. *Heredity*, *105*, 282–289.
- Hedrick, P. W., & Garcia-Dorado, A. (2016). Understanding inbreeding depression, purging, and genetic rescue. *Trends in Ecology & Evolution*, *31*, 940–952.
- Herzner, G., Schmitt, T., Heckel, F., Schreiber, P., & Strohm, E. (2006). Brothers smell similar: Variation in the sex pheromone of male European Beewolves *Philanthus triangulum* F. (Hymenoptera: Crabronidae) and its implications for inbreeding avoidance. *Biological Journal of the Linnean Society*, *89*, 433–442.
- Hosken, D. J., Stockley, P., Tregenza, T., & Wedell, N. (2009). Monogamy and the battle of the sexes. *Annual Review of Entomology*, *54*, 361–378.
- Jiao, X. G., Chen, Z. Q., Wu, J., Du, H. Y., Liu, F. X., Chen, J. A., et al. (2011). Male remating and female fitness in the wolf spider *Pardosa astrigera*: The role of male mating history. *Behavioral Ecology and Sociobiology*, *65*, 325–332.
- Keane, B. (1990). Dispersal and inbreeding avoidance in the white-footed mouse, *Peromyscus leucopus*. *Animal Behaviour*, *40*, 143–152.
- Kokko, H., & Ots, I. (2006). When not to avoid inbreeding. *Evolution*, *60*, 467–475.
- Kristensen, T. N., Barker, J. S. F., Pedersen, K. S., & Loeschcke, V. (2008). Extreme temperatures increase the deleterious consequences of inbreeding under laboratory and semi-natural conditions. *Proceedings of the Royal Society B: Biological Sciences*, *275*, 2055–2061.
- Lihoreau, M., & Rivault, C. (2010). German cockroach males maximize their inclusive fitness by avoiding mating with kin. *Animal Behaviour*, *80*, 303–309.
- Lynch, M. (1991). The genetic interpretation of inbreeding depression and outbreeding depression. *Evolution*, *45*, 622–629.
- Muller, T., & Muller, C. (2016). Consequences of mating with siblings and non-siblings on the reproductive success in a leaf beetle. *Ecology and Evolution*, *6*, 3185–3197.
- Pilakouta, N., & Smiseth, P. T. (2016). Maternal effects alter the severity of inbreeding depression in the offspring. *Proceedings of the Royal Society B: Biological Sciences*, *283*, 20161023.
- Pusey, A., & Wolf, M. (1996). Inbreeding avoidance in animals. *Trends in Ecology & Evolution*, *11*, 201–206.
- Puurtinen, M. (2011). Mate choice for optimal (K) inbreeding. *Evolution*, *65*, 1501–1505.
- R Development Core Team. (2017). *R: A language and environment for statistical computing*. Vienna, Austria: R Foundation for Statistical Computing. Retrieved from <http://www.R-project.org>.
- Richard, M., Losdat, S., Lecomte, J., de Fraipont, M., & Clobert, J. (2009). Optimal level of inbreeding in the common lizard. *Proceedings of the Royal Society B: Biological Sciences*, *276*, 2779–2786.
- Roberts, J. A., & Uetz, G. W. (2004). Chemical signaling in a wolf spider: A test of ethospecies discrimination. *Journal of Chemical Ecology*, *30*, 1271–1284.

- Ruch, J., Heinrich, L., Bilde, T., & Schneider, J. M. (2009). The evolution of social inbreeding mating systems in spiders: Limited male mating dispersal and lack of pre-copulatory inbreeding avoidance in a subsocial predecessor. *Biological Journal of the Linnean Society*, *98*, 851–859.
- Sherman, C. D. H., Wapstra, E., Uller, T., & Olsson, M. (2008). Males with high genetic similarity to females sire more offspring in sperm competition in Peron's tree frog *Litoria peronii*. *Proceedings of the Royal Society B: Biological Sciences*, *275*, 971–978.
- Simmons, L. W., Beveridge, M., Wedell, N., & Tregenza, T. (2006). Postcopulatory inbreeding avoidance by female crickets only revealed by molecular markers. *Molecular Ecology*, *15*, 3817–3824.
- Smith, D. R., Su, Y. C., Berger-Tal, R., & Lubin, Y. (2016). Population genetic evidence for sex-specific dispersal in an inbred social spider. *Ecology and Evolution*, *6*, 5479–5490.
- Szulkin, M., Stopher, K. V., Pemberton, J. M., & Reid, J. M. (2013). Inbreeding avoidance, tolerance, or preference in animals? *Trends in Ecology & Evolution*, *28*, 205–211.
- Thomas, M. L., & Simmons, L. W. (2011). Crickets detect the genetic similarity of mating partners via cuticular hydrocarbons. *Journal of Evolutionary Biology*, *24*, 1793–1800.
- Tregenza, T., & Wedell, N. (2002). Polyandrous females avoid costs of inbreeding. *Nature*, *415*, 71–73.
- Valtonen, T. M., Roff, D. A., & Rantala, M. J. (2011). Analysis of the effects of inbreeding on lifespan and starvation resistance in *Drosophila melanogaster*. *Genetica*, *139*, 525–533.
- Venables, W. N., & Ripley, B. D. (2002). *Modern applied statistics with S* (4th ed.). New York: Springer.
- Welke, K., & Schneider, J. M. (2009). Inbreeding avoidance through cryptic female choice in the cannibalistic orb-web spider *Argiope lobata*. *Behavioral Ecology*, *20*, 1056–1062.
- Whitehorn, P. R., Tinsley, M. C., & Goulson, D. (2009). Kin recognition and inbreeding reluctance in bumblebees. *Apidologie*, *40*, 627–633.
- Wilder, S. M. (2011). Spider nutrition: An integrative perspective. *Advances in Insect Physiology*, *40*, 87–136.
- Wise, D. H. (2006). Cannibalism, food limitation, intraspecific competition, and the regulation of spider populations. *Annual Review of Entomology*, *51*, 441–465.
- Wu, J., Jiao, X. G., & Chen, J. (2008). Courtship and mating behaviors of the wolf spider *Pardosa astrigera*. *Chinese Journal of Zoology*, *43*, 9–12.
- Xiao, R., Chen, B., Wang, Y. C., Lu, M., Chen, J., Li, D. Q., et al. (2015). Silk-mediated male courtship effort in the monandrous wolf spider *Pardosa astrigera* (Araneae: Lycosidae). *Chemoecology*, *25*, 285–292.