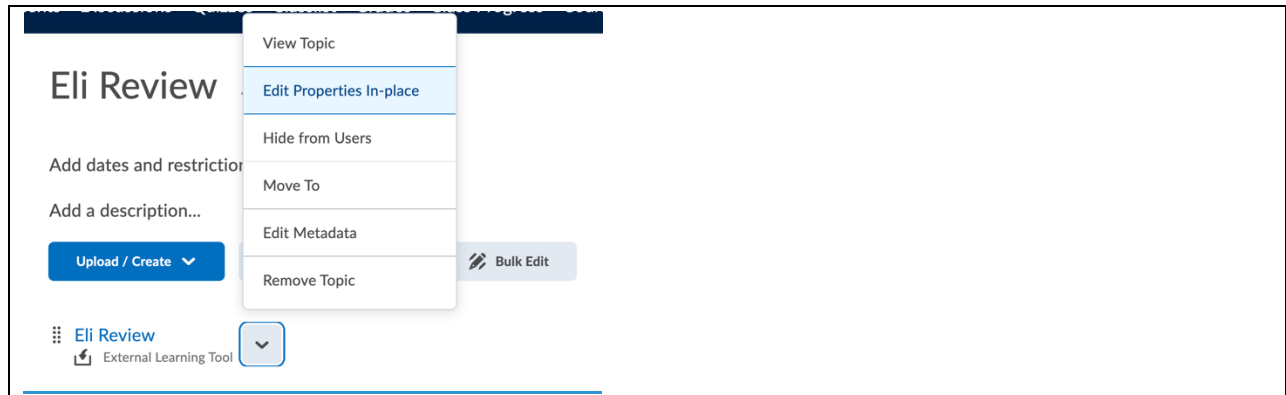


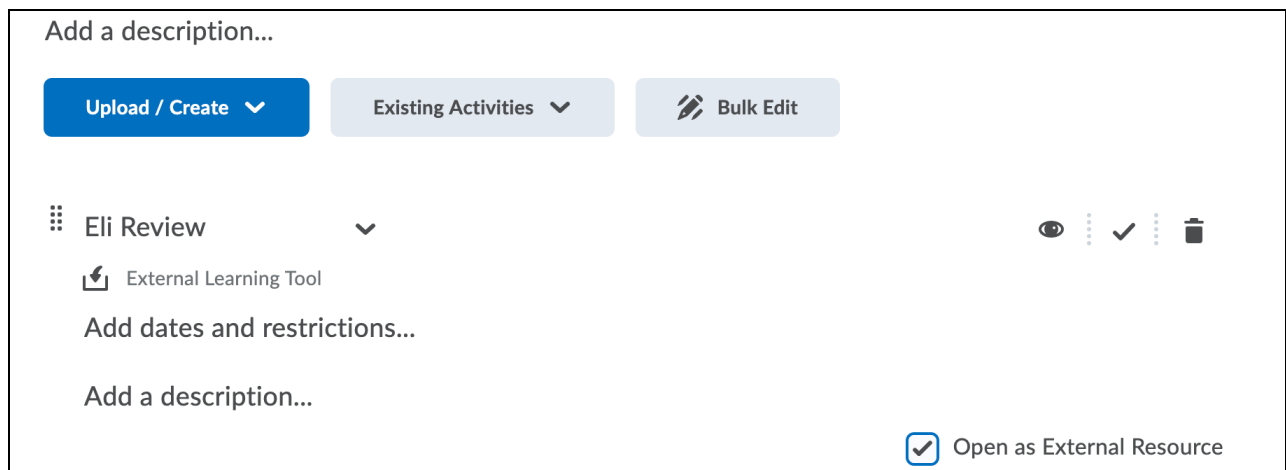


To add Eli Review to your Brightspace course, when editing the Content:


- (1) Add a module named Eli Review.
- (2) From "Existing Activities," choose "External Learning Tools" and choose Eli Review.
- (3) Click on the down arrow to the right of the blue Eli Review external link that you just created and choose "Edit Properties in Place."



- (4) Click "Open as External Resource."



(5) Click on the Eli Review link that you just adjusted in order to get the option to “Open in New Window.” (Clicking outside the module box and then back on the blue “Eli Review” link might help with this step.)

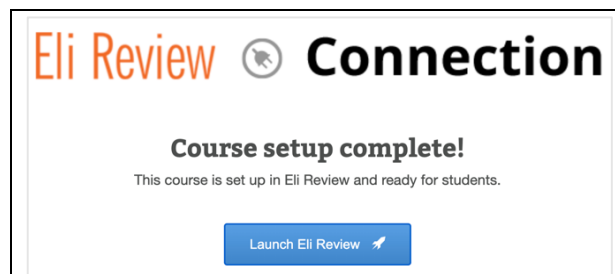


These first steps put Eli Review in your Brightspace course, but you have to initiate the integration.

(6) Follow the set-up steps in Eli Review ([documentation of each step](#))

- You will be asked if you are a new or returning user.
- Next you will also be asked if you want to set up either
 - a new course that will be blank in Eli Review
 - a previously created course or clone of previous course
 - If you want to connect Brightspace to a "clone" of a previous course that you taught in Eli Review, stop this integration process and logout of Brightspace.
 - Login at app.elireview.com
 - Locate your old course likely in the Inactive courses tab.
 - Click into the old course and "clone." **Leave institution code blank; it will be applied when you connect to Brightspace.**
 - Log out of Eli Review.
 - Login to Brightspace and repeat steps 5-6. This time, you will click "Did you already create this course in Eli Review?" and then select the cloned course from the table.

(7) Once you've "Launched Eli Review" and completed the course set-up, in Eli go to Settings. If you see a yellow star beside the University of Rhode Island, then your course is correctly connected to the institutional subscription, and your students will not be charged.



(8) Your students will click the Eli Review link and be guided through enrolling in your class. You will NOT need to provide them with course codes.

Questions about Eli Review?

- Support@elireview.com can best help when you report your browser, the URL of the page you are on, and a brief description of your goal/problem.
- If you want help designing tasks, understanding analytics, or working on a research project, email Casey McArdle at cmcardle@msu.edu.