

2019 – 2020 GENERAL EDUCATION INITIAL SUBCOMMITTEE REPORT

APRIL 16, 2020



MEMBERS

- Sen. Michael Barrus, A&S (2020); Sen. Audrey Cardany, A&S (2021)
- Sen. Chris Hunter, COE (2021) **Chair**; Sen. Art Mead, A&S (2021)
- Sen. Bridget Ruemmele, CELS (2021); Sen. Dara Schniederjans, COB (2021)

OUR INTENTIONS FOR THIS YEAR

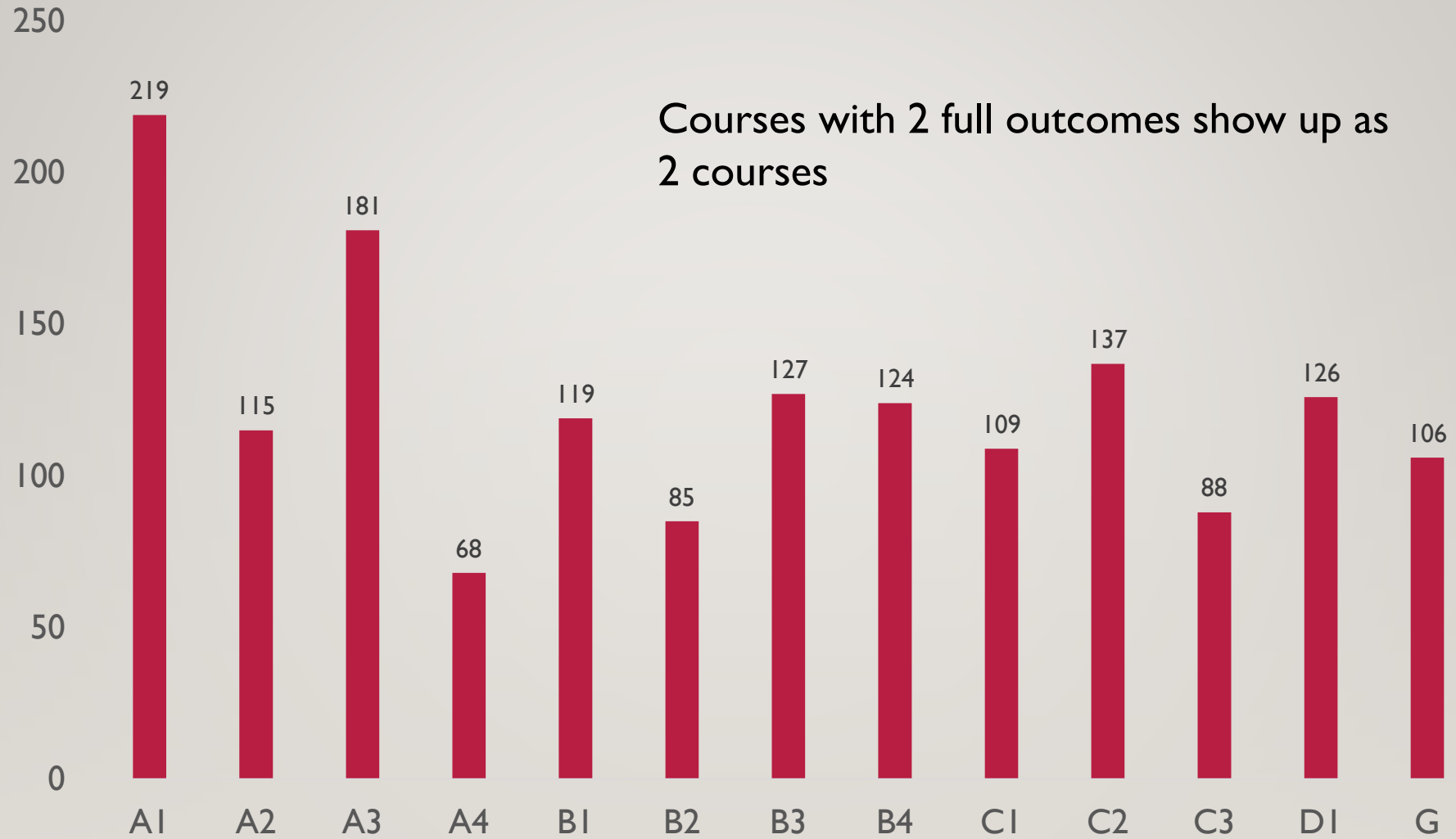
Evaluate the effectiveness of the General Education Program

- Analyze the General Education numbers - what we are doing and who is doing it
- Create and distribute a student survey questionnaire
- Create and distribute a faculty survey questionnaire
- Review the assessment process of the program

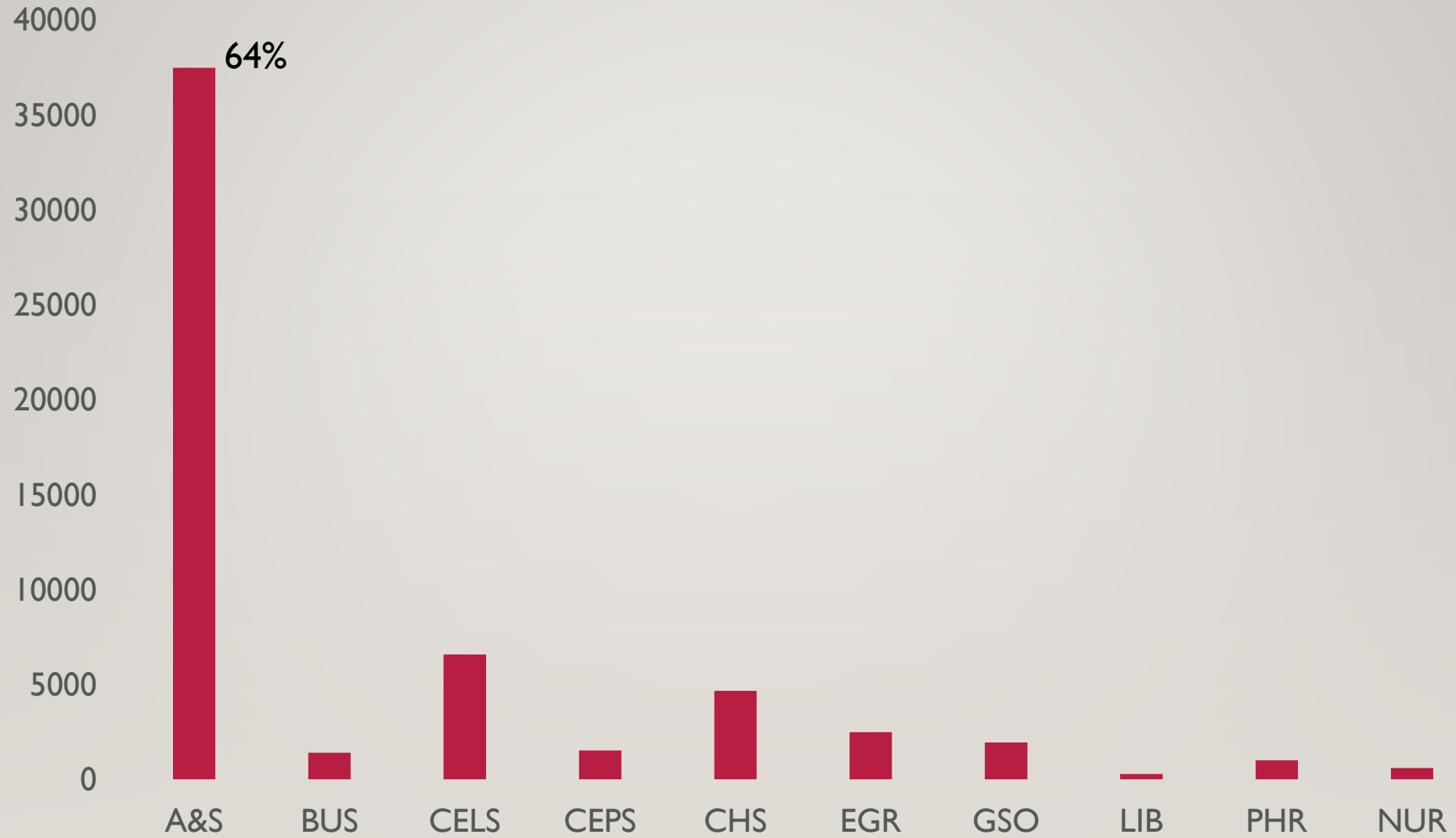
A LOOK AT THE NUMBERS



GE Classes by Outcome: Spring 2020



Number of Seats in GE Courses by College: Spring 2020



GAINING INFORMATION FROM OUR STUDENTS AND FACULTY

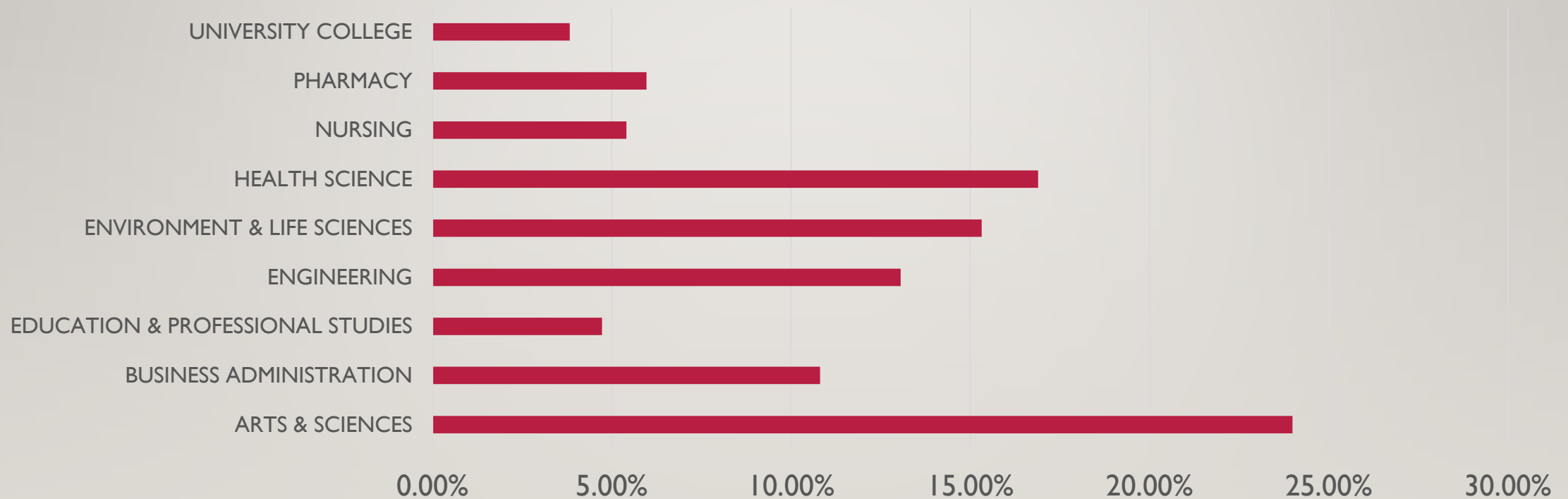
- Student Surveys
- Faculty Surveys

INFORMATION FROM STUDENT SURVEYS

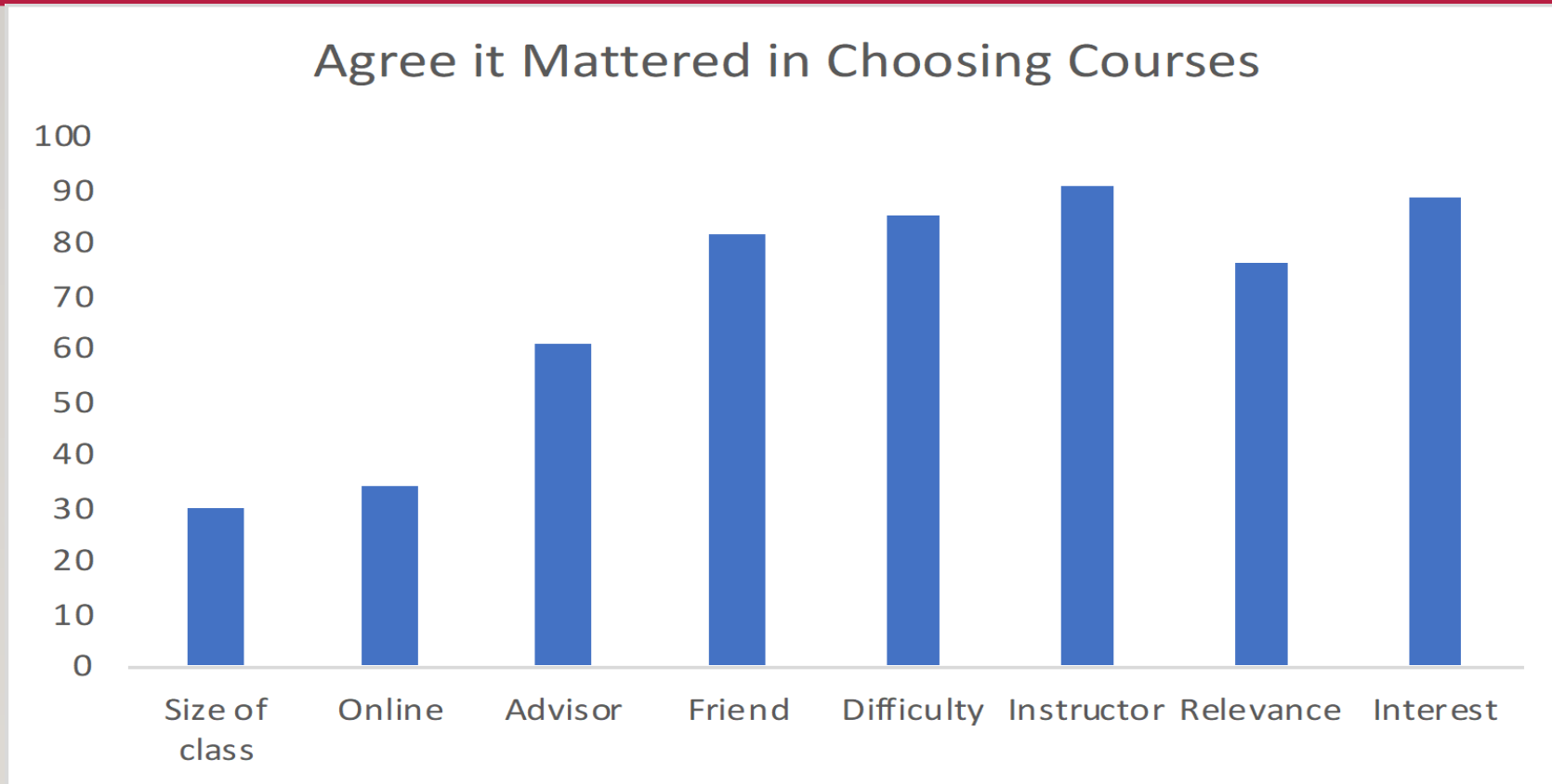
- 73% female (56% full time undergrads₁)
- 82% white (73% of degree seeking undergrads₁)
- 47% have taken 10+ gen ed courses
- 48% were 1st or 2nd yr students

₁ Common data Set 2018-19

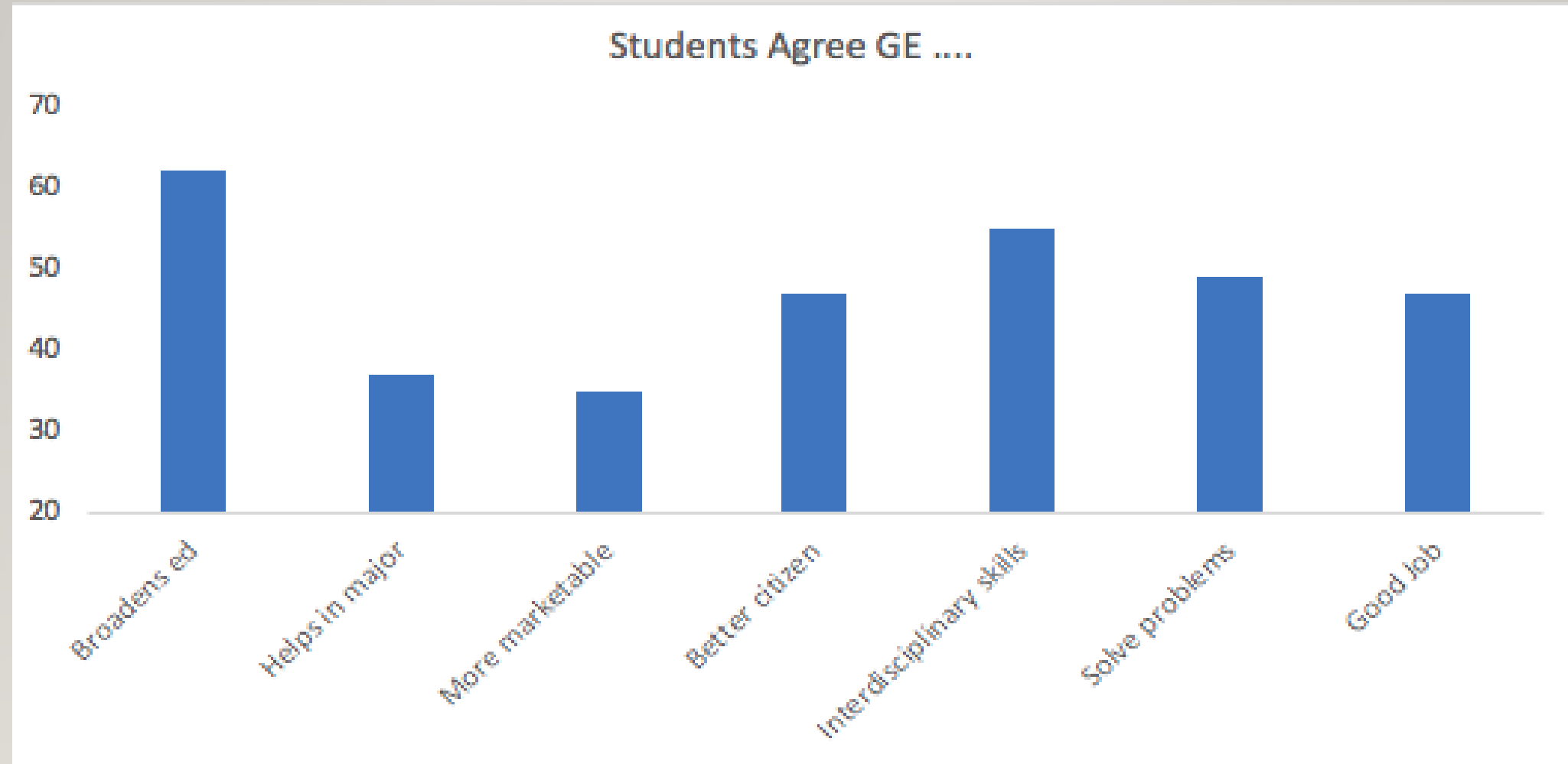
DISTRIBUTION OF STUDENT RESPONDENTS BY COLLEGE



FACTORS IN WHY STUDENTS CHOOSE CERTAIN COURSES



IMPACT OF GENERAL EDUCATION COURSES



ABILITY TO FIND COURSES IN SPECIFIC OUTCOMES

- Easiest – A2, B1, B2,
- Difficult - A4, C2, C3
- Greatest Difficulty D1 & GC (both > 15%)

WHAT ARE THE STRENGTHS OF THE PROGRAM?

- “I can take an art class without my parents’ disapproval”

WHAT ARE THE STRENGTHS OF THE PROGRAM?

Professors; Interesting; flexibility/choice; broadening

- “The professors in XXX are awesome and always willing to help and do what’s best for the students”
- “The courses give students a chance to learn more interesting and important information that is outside of their major. There are a lot of very interesting courses to choose from”
- “The general education program is very flexible allowing students to either each outcome once or multiple times.”
- “General education classes help broaden a students horizon and aid in a well balanced education.”

WHAT SUGGESTIONS DO YOU HAVE FOR THE PROGRAM?

- More course options
 - “Put in classes that can add value to the students life. How do taxes work? How do I save my money? What is the best nutrition for me?”
- Better and consistent advising
- Better information on the GEN ED website
- Easier to align more courses with major

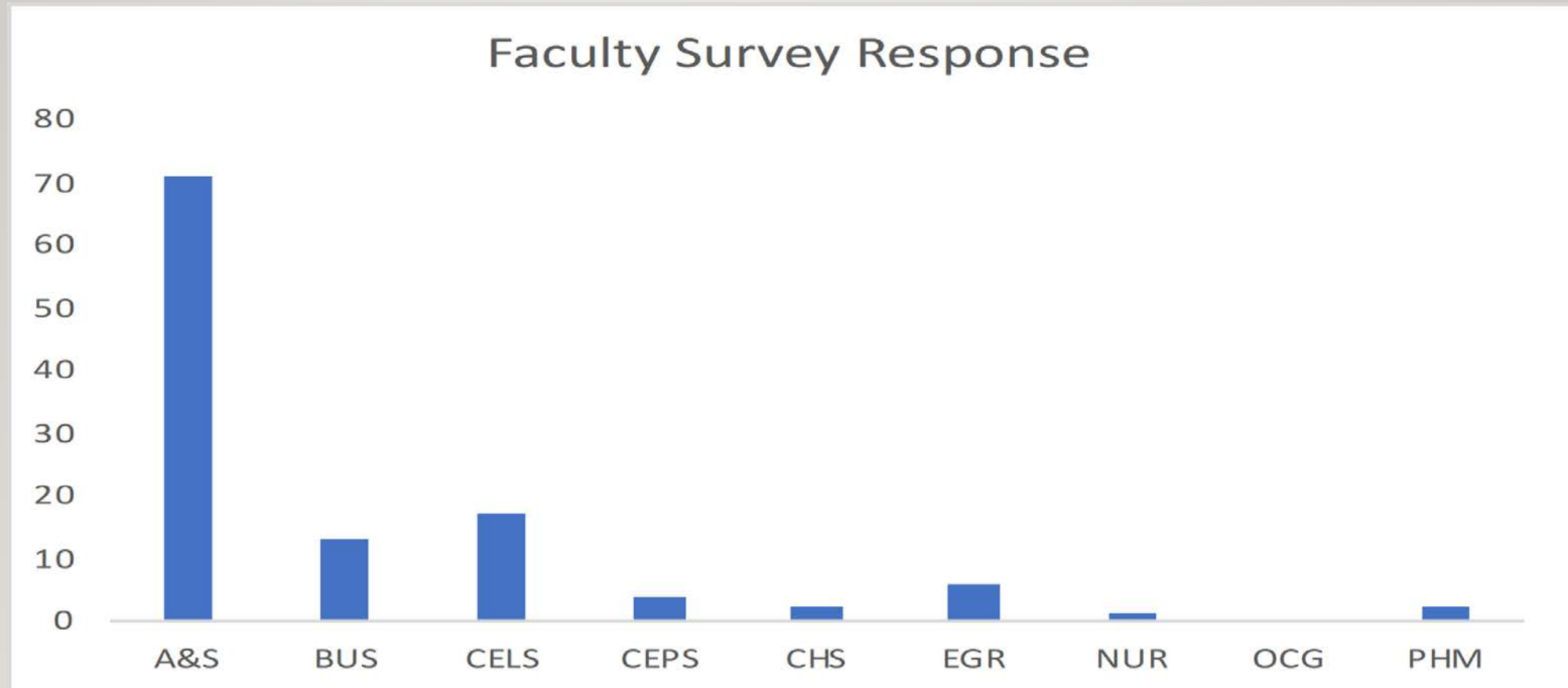
WHAT SUGGESTIONS DO YOU HAVE FOR THE PROGRAM?

- “Get rid of Gen Eds they are pointless classes and a money grab by Universities”
- “Eliminate it and allow students to fill free electives with the classes they prefer. I would have loved to take history and political science classes with my free electives for example but I had to take classes with no value to me such as COM100 and wrt104.”
- “i think it's a complete waste of time, money and energy. I have no use for a majority of the information I learned in my GE classes. I could have saved a years worth of tuition if I wasn't required to take them. I think the GE program should be cancelled and if that's not possible at the very least reduce the number of courses by half.”

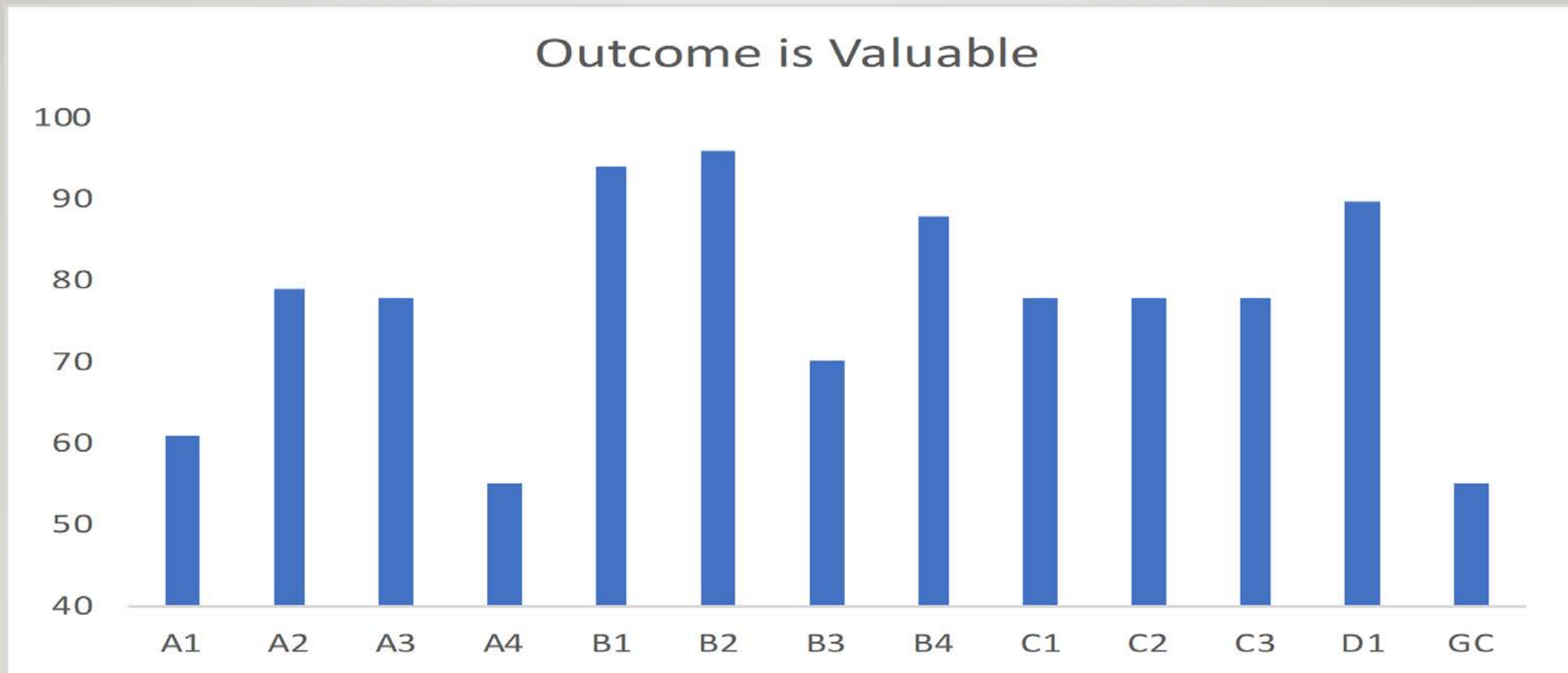
INFORMATION FROM FACULTY SURVEYS

- 87% taught a gen ed class
- 57% taught more than 1 course
- 17% thought not enough Gen Ed courses available

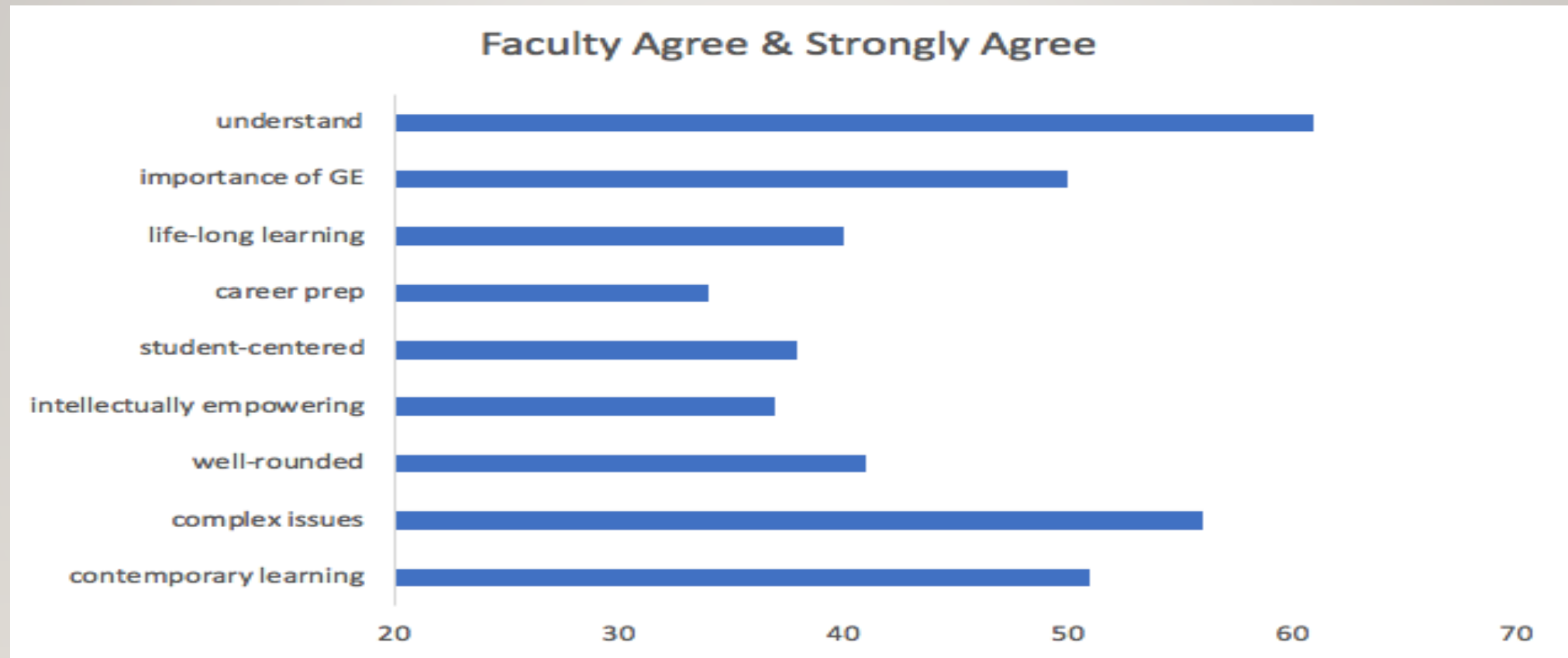
FACULTY SURVEY RESPONSE



WHEN ASKED ABOUT VALUE OF OUTCOME FOR THEIR DISCIPLINE



PERCEPTION OF HOW GEN ED PROGRAM DELIVERS ON ITS INTENT



EMERGENT THEMES FROM OPEN-ENDED QUESTIONS

- Criticism of proposal process
- Request for better training and resources;
- Concern for students undervaluing the program;
- Faculty not valuing the program;
- Concern with quality, rigor and focus of content in courses;
- Concern for missing outcomes (i.e., language, mathematics, writing, reading);
- Concern with partial outcomes;
- Concern with Gen Ed courses in the discipline;
- Concern with specific outcomes (value of GC, availability of DI)

ASSESSMENT LOOK

- 2016 – 2018 Phase 1 Assessment (Dir. Of General Education/SLOAA/SAGE):
Main assessment goal: test the rubrics for suitability
- Fall 2020 Phase 2 Assessment (Office of Innovation in Gen Ed/SLOAA/SAGE)
Main assessment goal: assess student achievement of outcomes
(2 outcomes every 1-2 years).

RECOMMENDATIONS FOR FUTURE

- General Education Subcommittee Reviews Proposals and Gives Recommendations to Curriculum and Standards
- Director as an Ex-Officio Member of the General Education committee
- Determine data to be collected annually and establish data base
- Conduct more detailed analysis of survey
- Review assessment process

APPENDIX



AS PER THE BY-LAWS, ARTICLE 4.27

the General Education Subcommittee shall study and make recommendations to the full committee (Curriculum & Standards) concerning the establishment, modification or abolition of General Education requirements for graduation to be applicable to degree candidates; consider new and existing courses proposed for general education, which the full committee did refer to the subcommittee; evaluate the effectiveness of the general education program; maintain liaison with the University administration for effective implementation of approved recommendations; and cooperate closely with the Director of General Education.

GE Seats: Spring 2020											
Outcome	A&S	BUS	CELS	CEPS	CHS	EGR	GSO	LIB	PHR	NUR	Total
A1	5,492	48	3,844		477	131	423		229		10,644
A2	2,725	166	457	300	1,808					110	5,566
A3	5,048		20			30					5,098
A4	2,957	135				770					3,862
B1	2,801	35			120						2,956
B2	1,866	100	25	80		190	35	52		40	2,388
B3	4,154	326			385		125				4,990
B4	1,981		385	495	547	35	15	142	287	40	3,927
C1	2,427		95	30	280	255	175	60	40	101	3,463
C2	3,525	68	495			64	313				4,465
C3	2,601		20	305	228					160	3,314
G	1,265	234	845	120	433	361	693	60	82	120	4,213
D	658	332	428	227	424	694	205		402	71	3,441
Totals	37,500	1,444	6,614	1,557	4,702	2,530	1,984	314	1,040	642	58,327

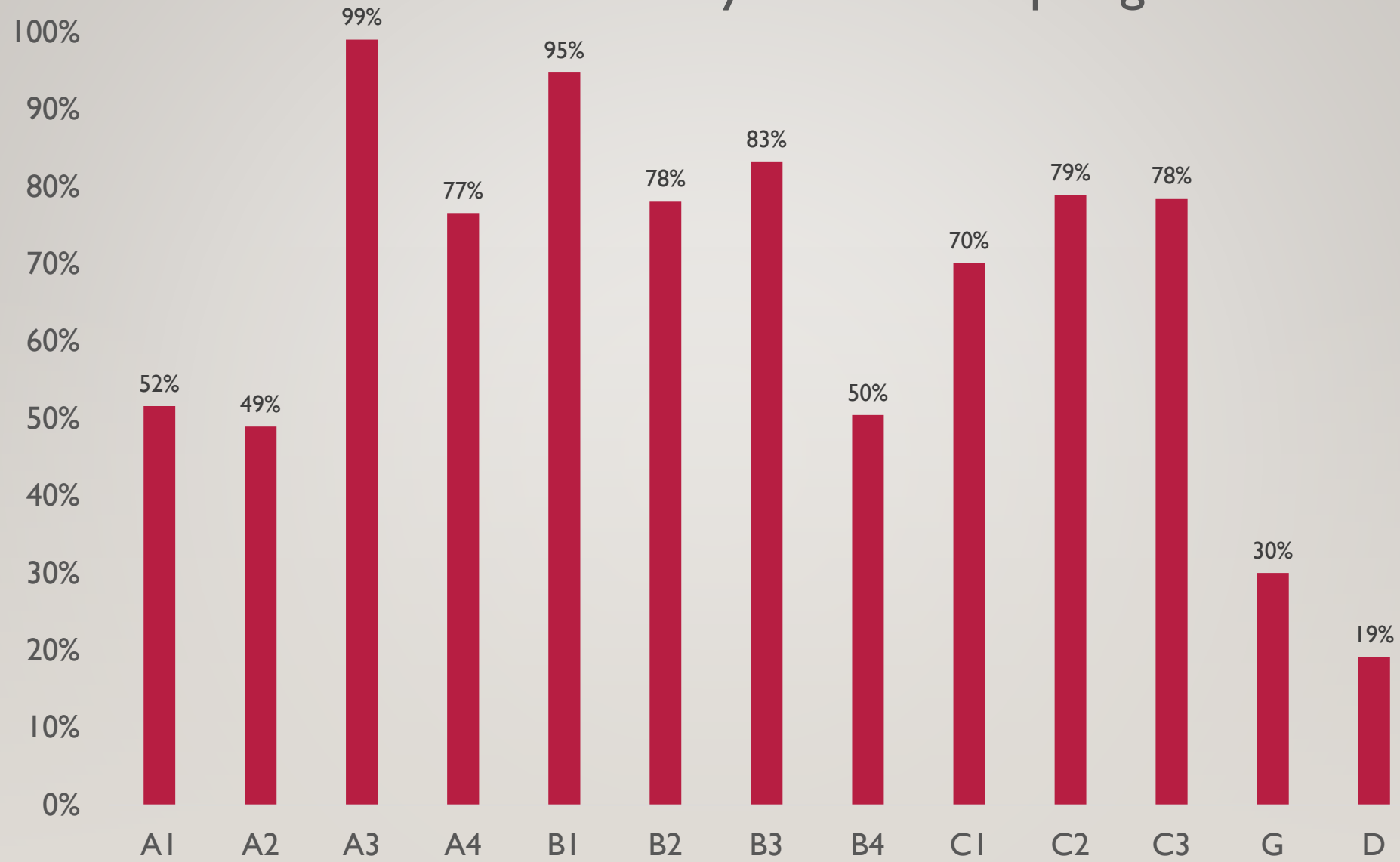
Allocation of GE Seats by College: Spring 2020

Outcomes	A&S	BUS	CELS	CEPS	CHS	EGR	GSO	LIB	PHR	NUR
As	64%	1%	17%	1%	9%	4%	2%	0%	1%	0%
Bs	76%	3%	3%	4%	7%	2%	1%	1%	2%	1%
Cs	76%	1%	5%	3%	5%	3%	4%	1%	0%	2%
D	19%	10%	12%	7%	12%	20%	6%	0%	12%	2%
G	30%	6%	20%	3%	10%	9%	16%	1%	2%	3%

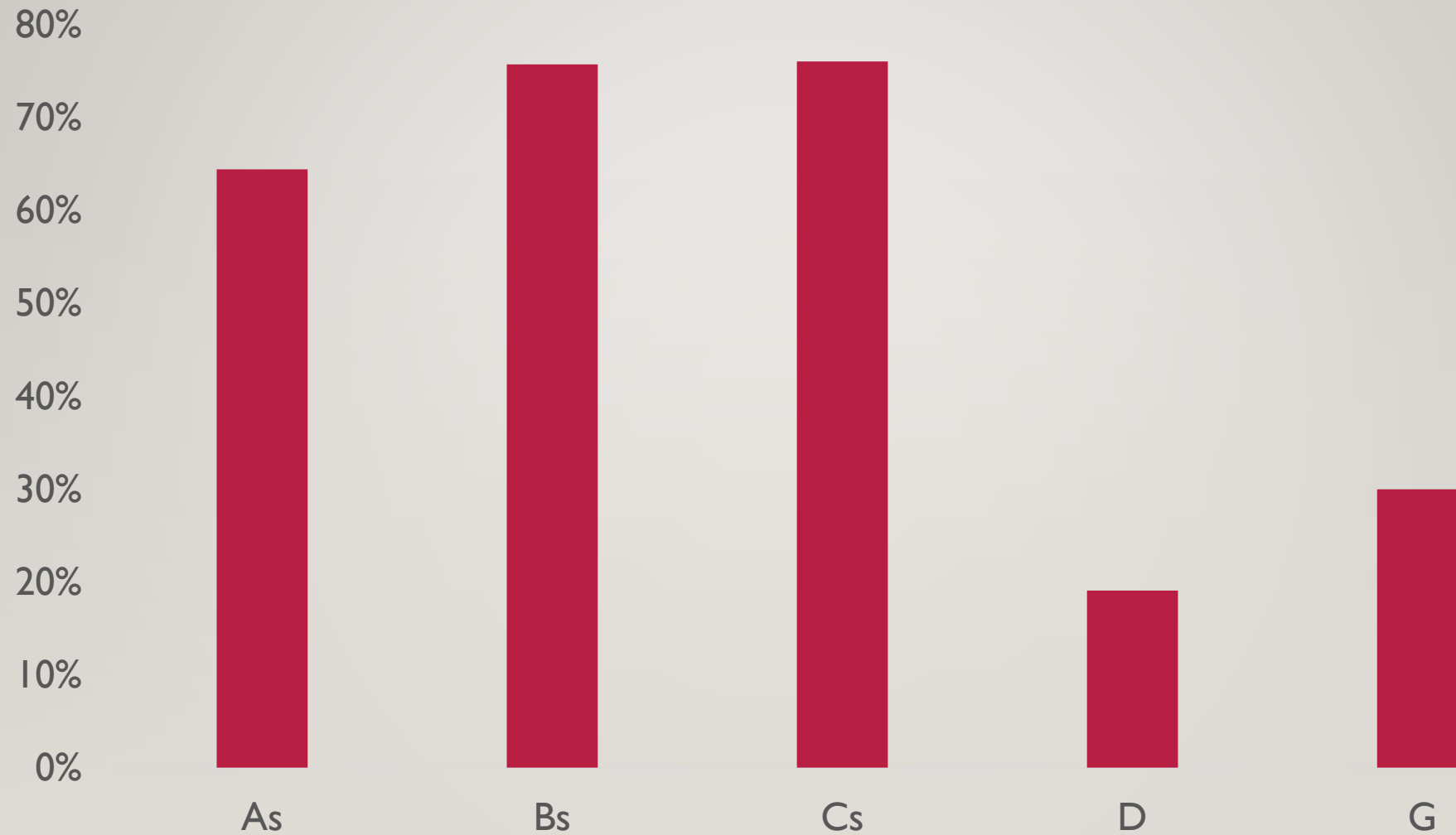
	Percentage of outcome seats offered by college										
Outco me	A&S	BUS	CELS	CEPS	CHS	EGR	GSO	LIB	PHR	NUR	Total
A1	52%		36%		4%	1%	4%		2%		100%
A2	49%	3%	8%	5%	32%					2%	100%
A3	99%					1%					100%
A4	77%	3%				20%					100%
B1	95%	1%			4%	0%					100%
B2	78%	4%	1%	3%		8%	1%	2%		2%	100%
B3	83%	7%			8%		3%				100%
B4	50%		10%	13%	14%	1%		4%	7%	1%	100%
C1	70%		3%	1%	8%	7%	5%	2%	1%	3%	100%
C2	79%	2%	11%			1%	7%				100%
C3	78%	0%	1%	9%	7%					5%	100%
G	30%	6%	20%	3%	10%	9%	16%	1%	2%	3%	100%
D	19%	10%	12%	7%	12%	20%	6%	0%	12%	2%	100%
Totals	64%	2%	11%	3%	8%	4%	3%	1%	2%	1%	100%

[illegible]

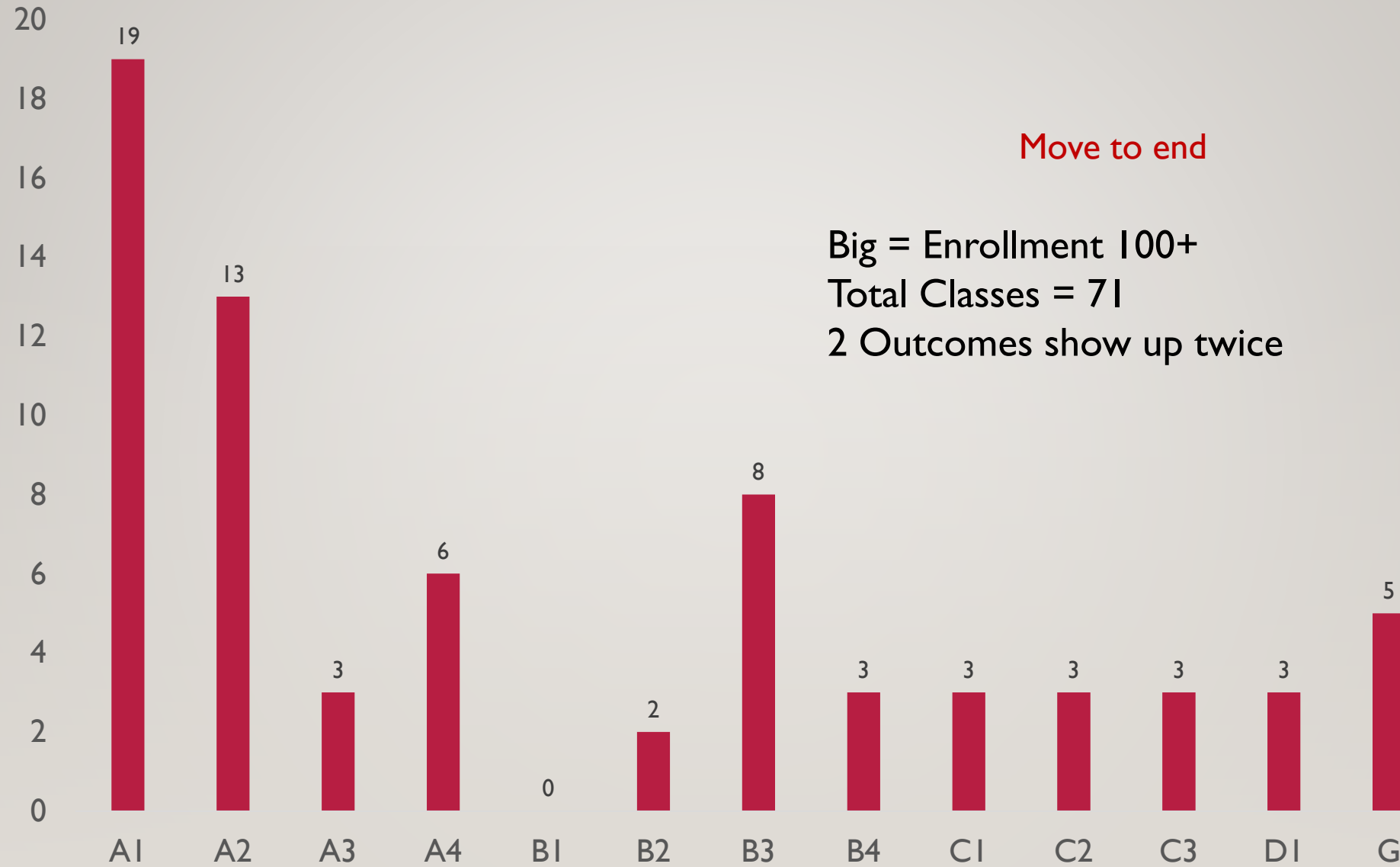
A&S Share of GE Seats by Outcome: Spring 2020



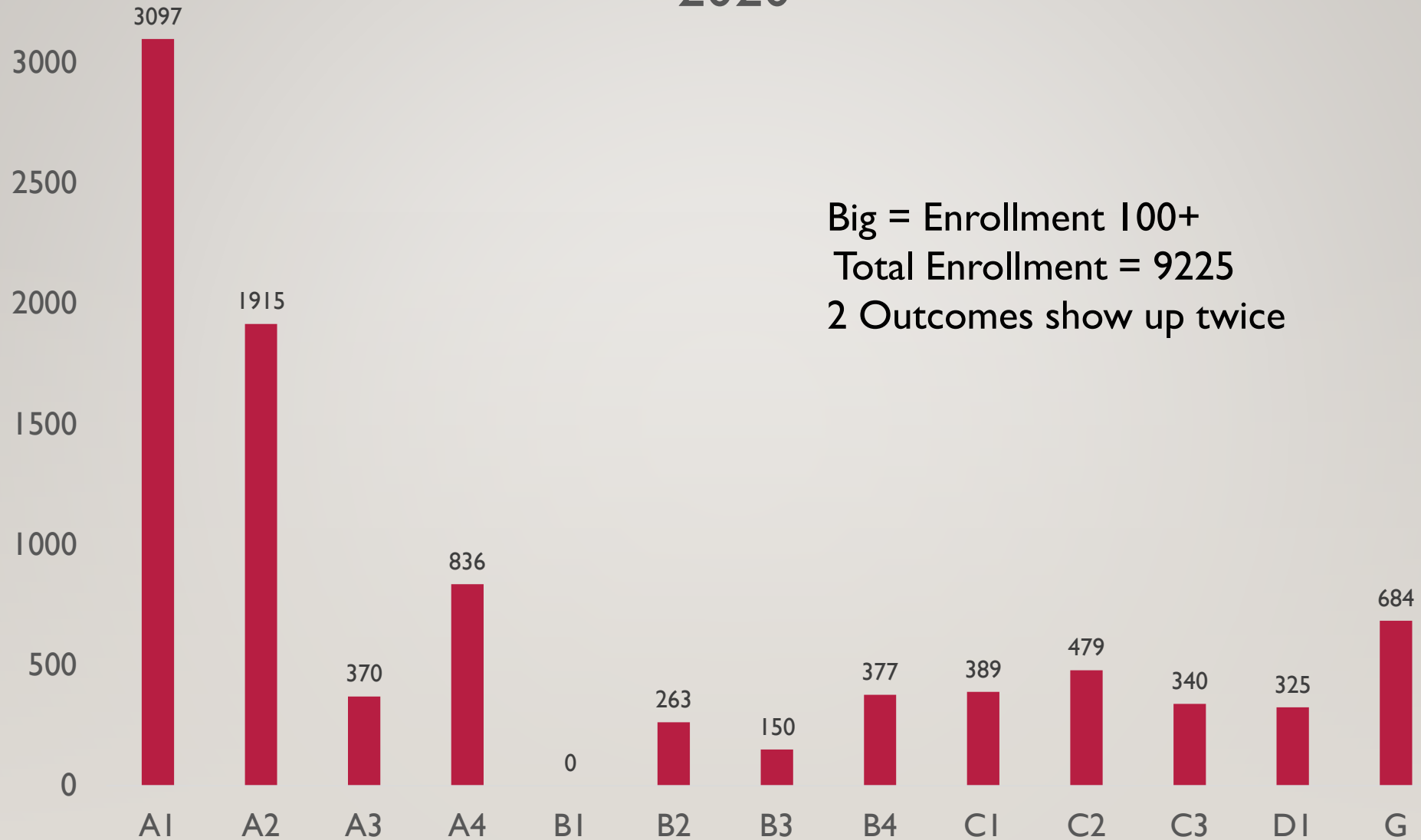
A&S Share of GE Enrollment by Outcomes: Spring 2020



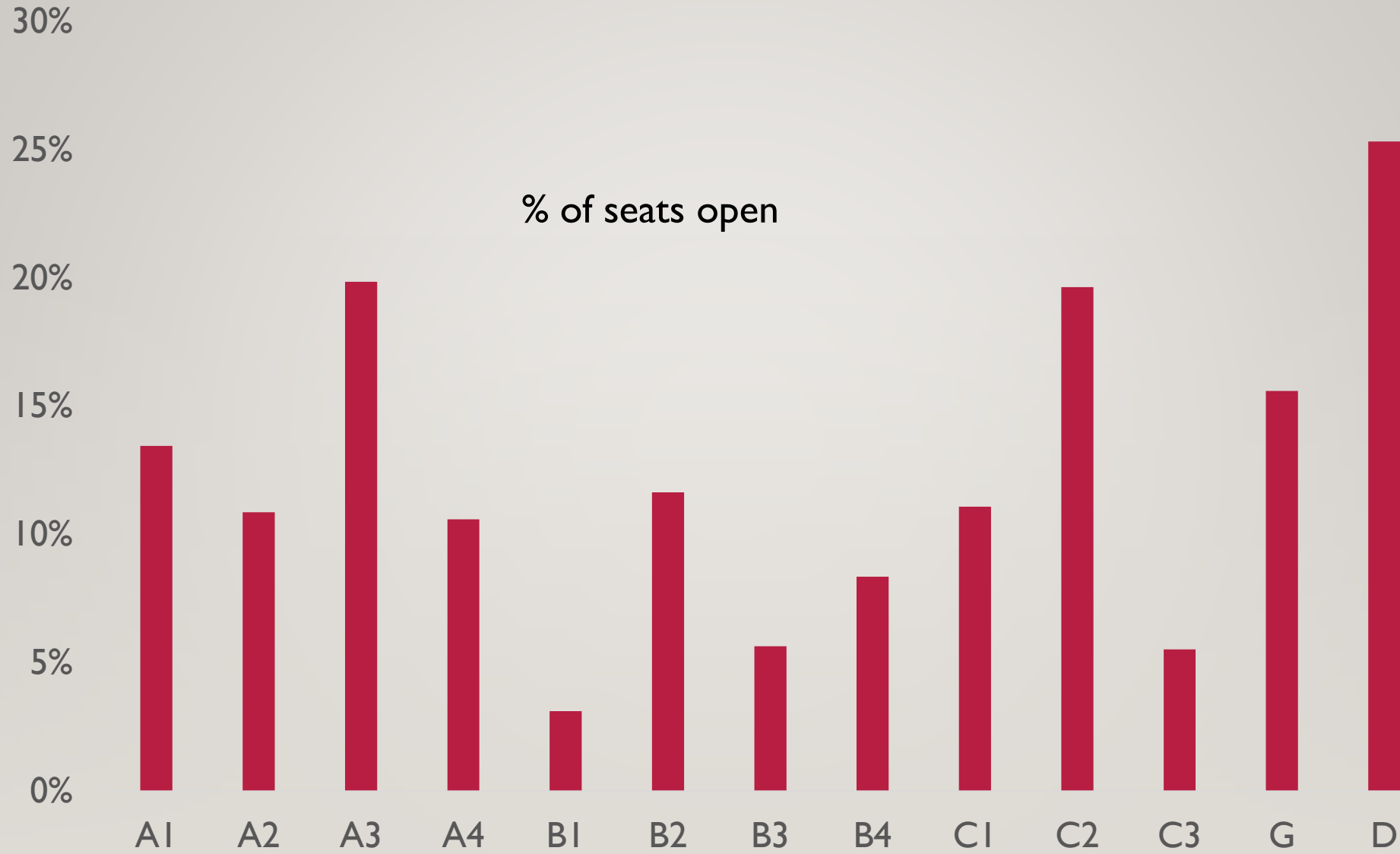
GE Outcomes in Big Classes: Spring 2020



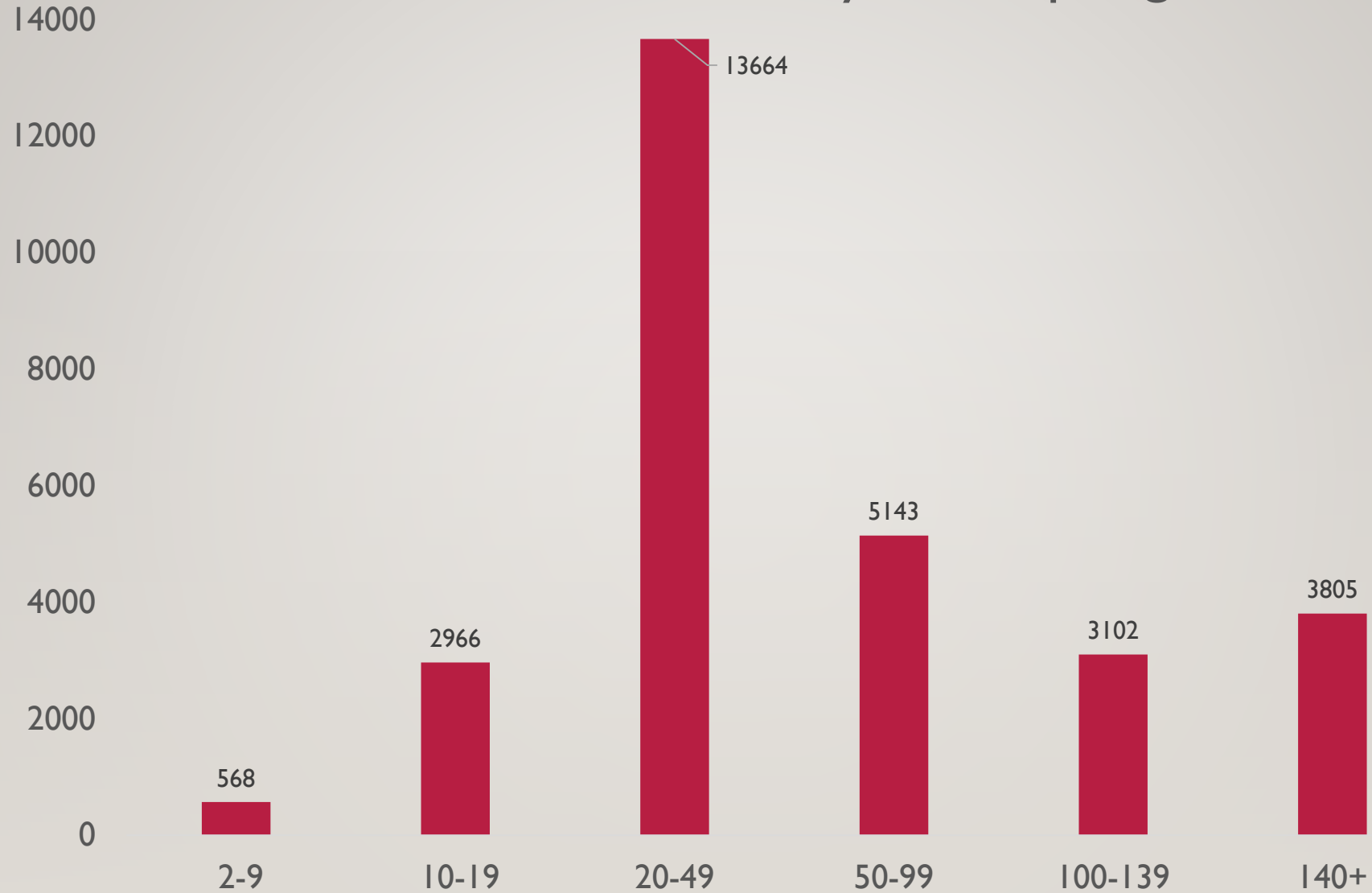
Enrollment in GE Outcome in Big Classes: Spring 2020



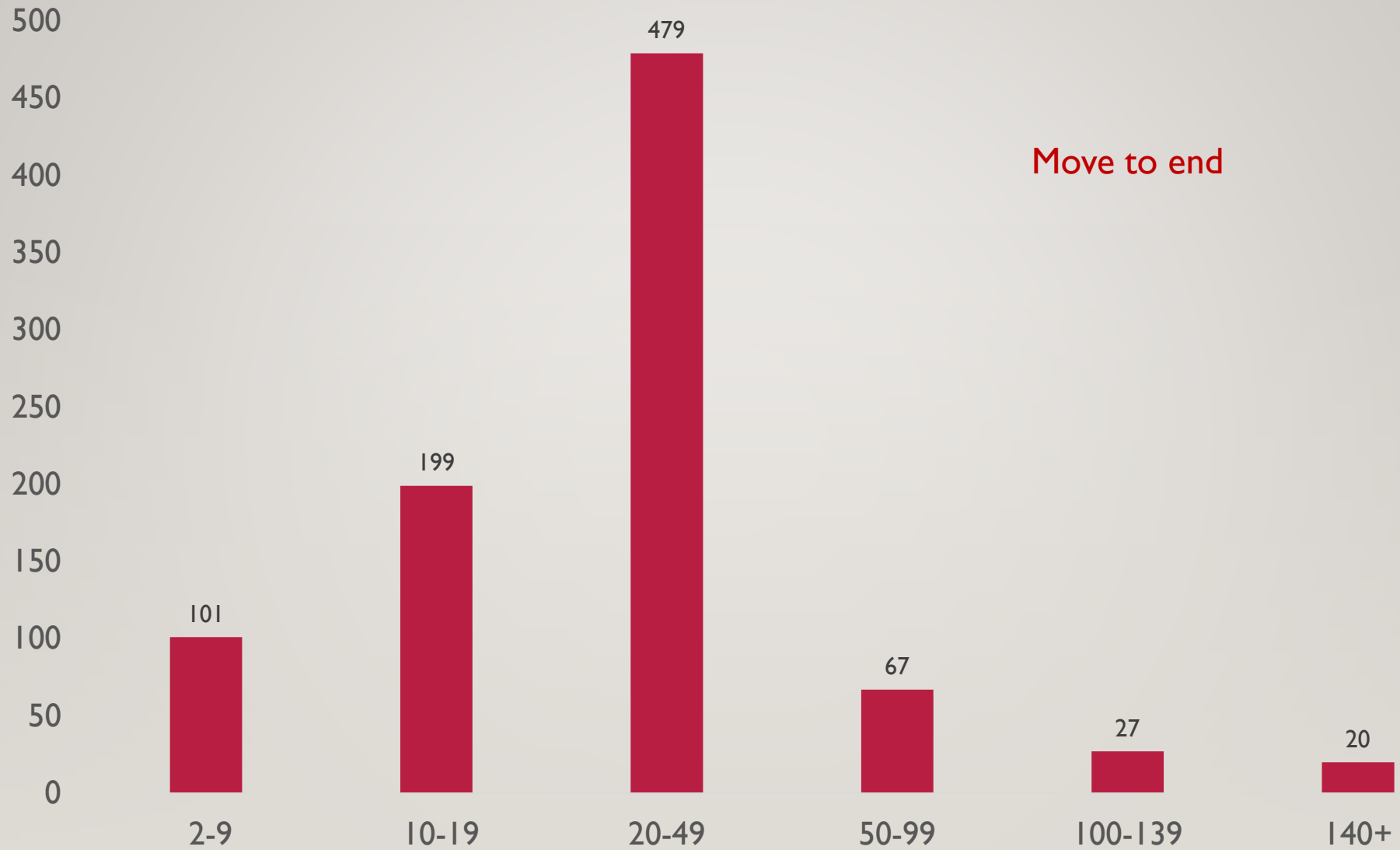
"Vacancy Rate" by Outcome: Spring 2020



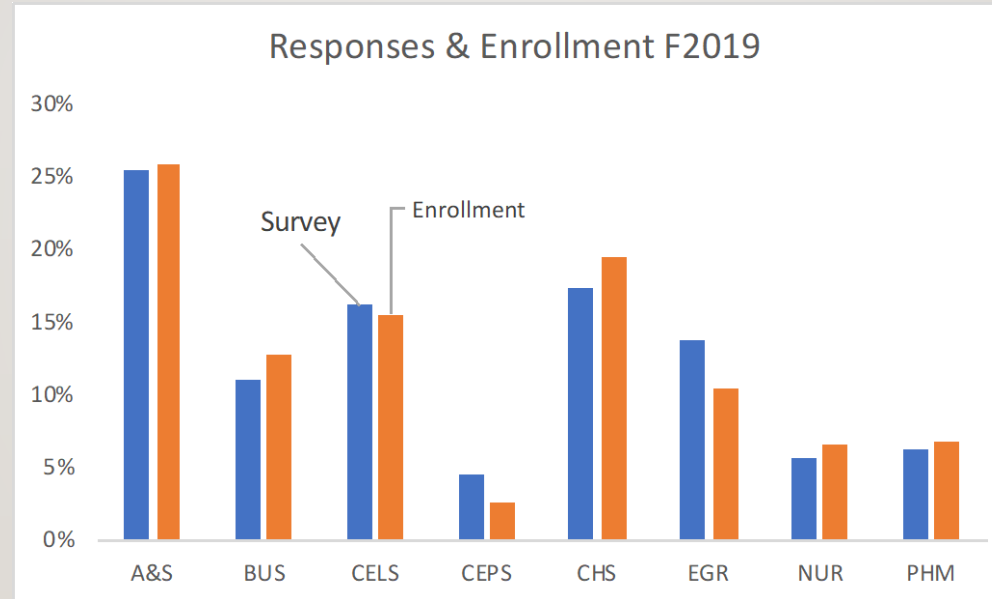
Enrollment in GE Classes by Size: Spring 2020



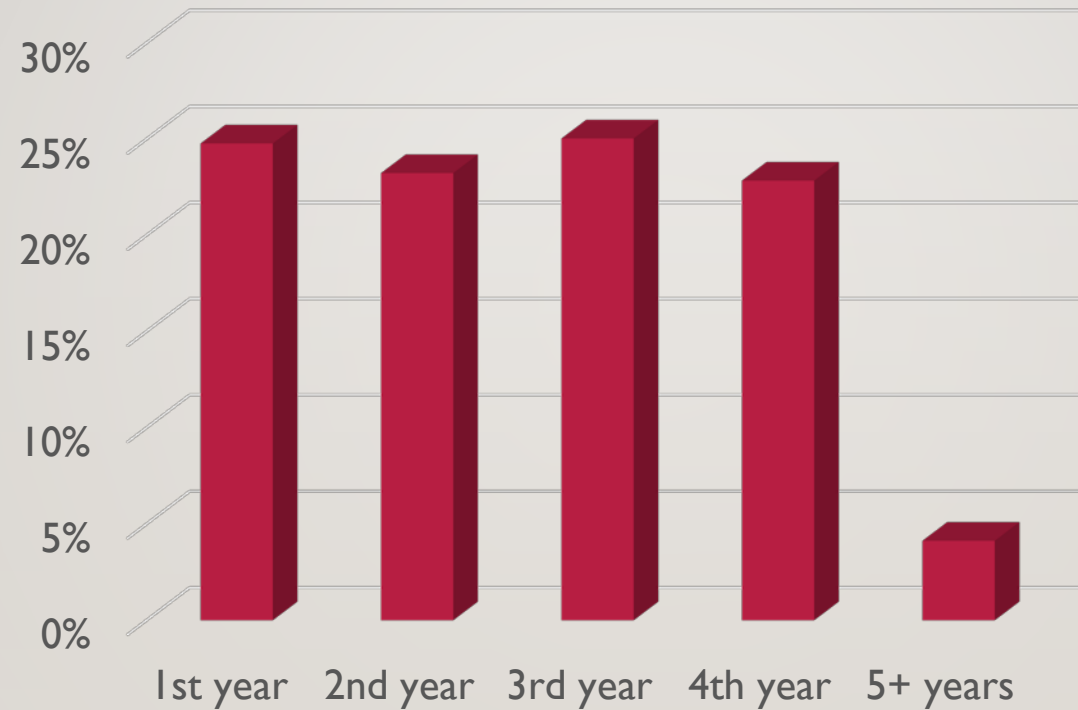
GE Classes by Size: Spring 2020



STUDENT REPRESENTATION IN SURVEYS AND THE ENROLLMENT LEVELS FROM FALL 2019



DISTRIBUTION OF STUDENTS RESPONDING



ASSESSMENT GOALS

- Goals (per <https://web.uri.edu/assessment/new-general-education-program/>):